

Improving data centre operational efficiency using DCIM, illustrated using customer reviews and case studies

Presented By: Richard May, Country Manager UKI & Nordics

Customers' Discussed In Today's Presentation

Very different organisations, with very similar DC Ops and DC Management challenges & requirements.....



Who are Sunbird?

- Leader in 2nd Generation DCIM Software
- Large installed base of satisfied customers
- Vendor agnostic - Broad compatibility with 3rd party meters, sensors, & software
- Technology partnerships with ServiceNow, VMware, BMC, Cherwell, Legrand, Raritan, ServerTech, Chatsworth and Starline.
- 100% Insourced Development & Support
- Extreme customer focus



Saturday, January 1, 2022 - 16:29

"Sunbird - The best feature-rich DCIM product in the marketplace."

ANDREW M. - SENIOR INFRASTRUCTURE & DATA CENTER MANAGER



COMPANY:	Vodafone
COMPANY TYPE:	Telecommunications
# OF EMPLOYEES:	10,001+ employees
SOFTWARE USAGE:	Less than 6 months

OVERALL QUALITY: ★★★★★

LIKELIHOOD TO RECOMMEND: 10/10

PROS: The software provides a rich end to end functional journey of creating a DC room, adding the power train, then the racks and finally the devices into those racks. In the process of doing this you get a visualization view and an asset list plus how it all logically & physically connects together. Plus great out of the box dashboards.

CONS: None from a product perspective, but it does require you to understand all the layers within your data centre and the equipment makes and models plus specifications.



Current View: All items

Item List (1402 items)

Class	Name
Device	10.2.32.4
Rack PDU	A1-40PDU
Rack PDU	A1-40PDU-B
Device	ADORE ACROBAT
Device	AGCR
Device	AMSTAD_T3
Network	A3R01
UPS	A-UPS-1
UPS	A-UPS-2
UPS	A-UPS-3
Device	BARRABA_S1
Device	BFTASOFT_125_1
Device	BLADDCENTER PDU
Floor PDU	BUS01A
Floor PDU	BUS02A
Floor PDU	BUS03A
Floor PDU	BUS04A
Floor PDU	BUS05A
Floor PDU	BUS07A
Floor PDU	BUS07B
Floor PDU	BUS08B
Floor PDU	BUS09B
Floor PDU	BUS10B
Floor PDU	BUS11B
Floor PDU	BUS12.1B



Sunbird® dcTrack® | Dashboard | Visualization | Capacity | Assets | **Connectivity** | Change | Reports | Events | Settings

Circuits Management

Back to List | Multiple Circuits

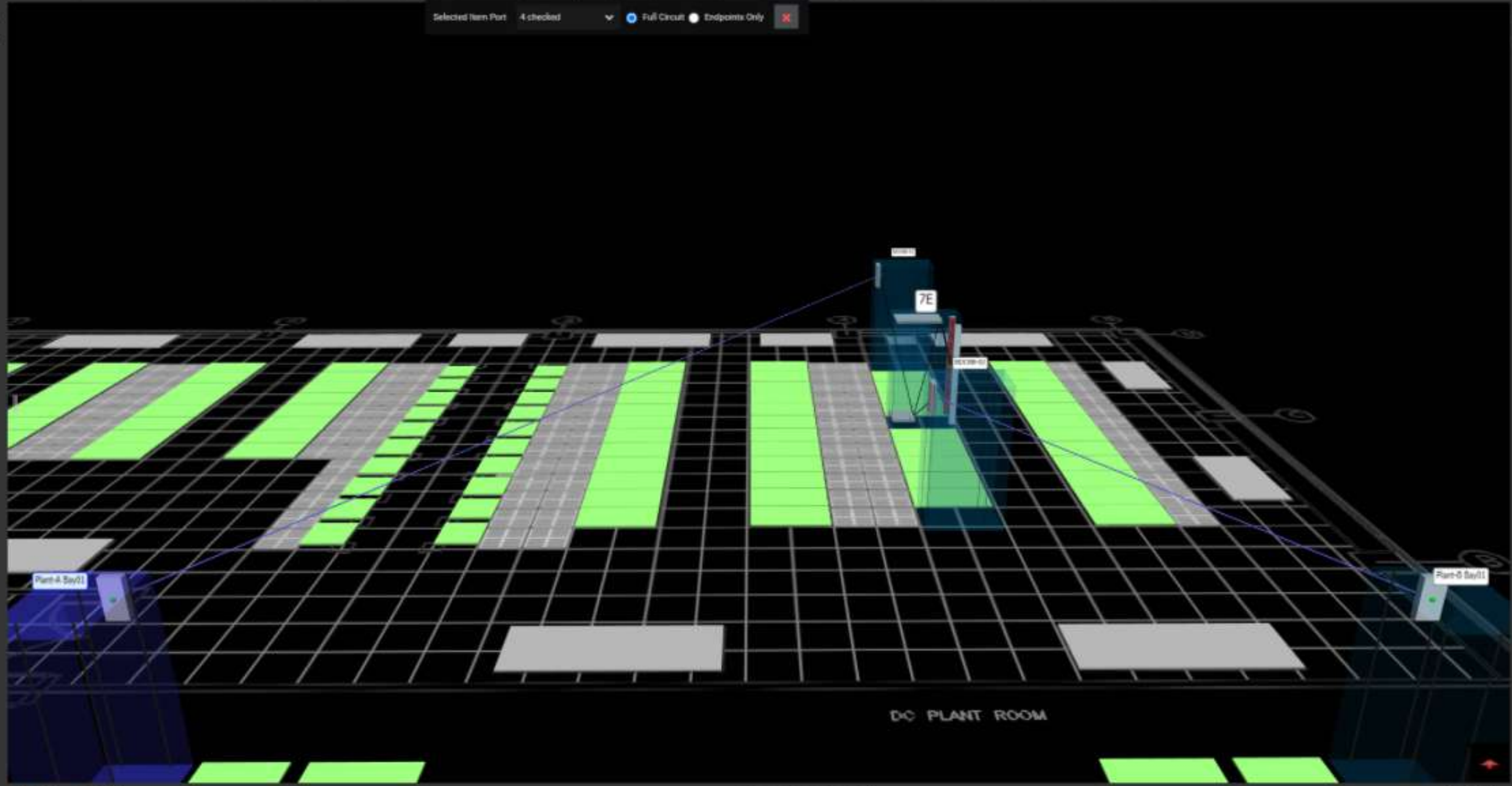
[Add a Circuit](#) |
 [Full](#) |
 [Save](#) |
 [Actions](#) |
 [Circuit Detail](#) |
 [Refresh](#) |
 [Print](#) |
 [Hide Readings](#) |
 [Show in Alerts](#) |
 Budget Amps | Actual Amps

Part	Item	Budget	Actual
PS2	DC-CLARITY	9.77A	0A
Outlet 10	FAP-01	29.32 of 40A 73%	0A
Inlet 2	Node	29.32 of 250A 12%	0A
1,2,3,4	BDCBB-02-FB1	29.32 of 64A 46%	0A
DC Panel Inlet		29.32 of 100A 29%	0A
1,2,3,4	PLANT PANEL B1	29.32 of 120A 24%	0A
Plant Panel Inlet		60.95 of 300A 20%	0A
Plant Busbar	4 x 960 A @ N+2	60.95 of 768A 8%	0A

Part	Item	Budget	Actual
PS1	DC-CLARITY	9.77A	0A
Outlet 1	FAP-01	29.32 of 40A 73%	0A
Inlet 1	Node	48.86 of 250A 20%	0A
1,2,3,4	BDCBB-01-FB1	48.86 of 64A 76%	0A
DC Panel Inlet		48.86 of 100A 49%	0A
1,2,3,4	PLANT PANEL A1	48.86 of 120A 41%	0A
Plant Panel Inlet		70.68 of 300A 24%	0A
Plant Busbar	4 x 960 A @ N+2	70.68 of 768A 9%	0A

S

Selected Item Port 4 checked [Full Circuit] [Endpoints Only]



Dashboards & Reports



“Sunbird simplifies and manages where everything is located and how it connects with the data center environment across the enterprise. It gives you a very good overview of everything going on within your data center in one single application.”

Kyle Kohne | Data Center Technician
& DCIM Application Technical Services Manager
Emerson

Customer

Emerson is a global manufacturer of automation solutions, and commercial and residential solutions. They pride themselves on tackling the most complex challenges faced by the industrial, commercial, and residential markets.

Situation

Emerson wanted to optimize performance with a solution that provided better reporting on their existing data center assets.

Solution

Sunbird's technology provides Emerson with an easy-to-use DCIM software, giving them complete visibility, monitoring, business intelligence, and analytics on their power and data management.

Enterprise Dashboard

Buttons: Add a Dashboard, Manage Dashboards, Add a Widget, Favourites, Slideshow, Schedule, Search widgets in this dashboard...

- Search Dashboards...
- Standard
- Enterprise Overview
- Enterprise Health
- What-if
- Inventory
- Space
- Power
- Cooling
- Connectivity
- Change
- Data Reports
- DCOI
- Custom
- Personal
- Shared
- Favorites

SITE A 5 Critical Events 87.4 °F 0 Adds 297 kW Load 500 kW Capacity 0 Decoms 59 % Used Address: Contact Number: 732 555 1276	SITE B 85% Used Power 79.0 °F 1 Adds 425 kW Load 500 kW Capacity 4 Decoms No Events Site B: Regional DC1	SITE C 1 Critical Events 81.0 °F 77 Adds 657 kW Load 750 kW Capacity 33 Decoms 88 % Used Site C: Global DC	London Data Center 5 Critical Events 87.4 °F 0 Adds 297 kW Load 500 kW Capacity 0 Decoms 59 % Used	
SITE COLO 4 Critical Events 82.0 °F 20 Adds 152 kW Load 250 kW Capacity 12 Decoms 61 % Used Colo: SF DC	Jersey City Data Center 85% Used Power 79.0 °F 1 Adds 425 kW Load 500 kW Capacity 4 Decoms No Events	SITE C 1 Critical Events Paris Data Center 1 Warning 657 kW Load 750 kW Capacity 88 % Used	SITE IDF 89% Used Power 78.0 °F 15 Adds 134 kW Load 150 kW Capacity 4 Decoms No Events IDF Room: A	
Berlin Data Center 5 Critical 297 kW Load 500 kW Capacity 59 % Used	San Jose Data Center 85% Used Power 79.0 °F 1 Adds 425 kW Load 500 kW Capacity 4 Decoms No Events	Dallas Data Center 85% Used Power 79.0 °F 1 Adds 425 kW Load 500 kW Capacity 4 Decoms No Events	New York Data Center 5 Critical 297 kW Load 500 kW Capacity 59 % Used	Tokyo 85% Used Power 425 kW Load No Events

Floor Map

SITE A

3D
Home
Isolate
Search
Connectivity
Measure
Tiles
Reports
Thermal Maps
Layers
Color
Settings
Sync

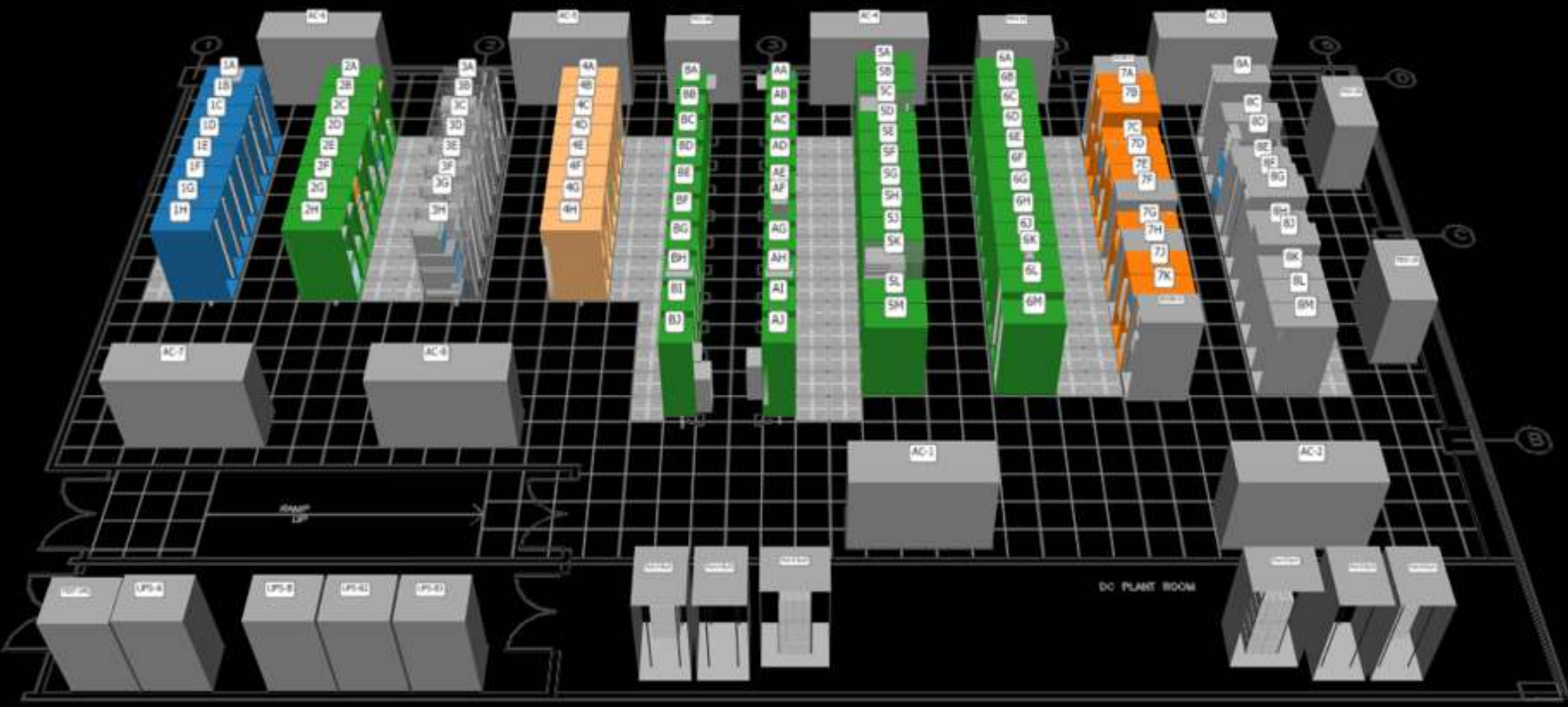
Current View: All Items

Item Field: Customer
 Field Picks: 6 checked
 Apply

Color Code List

- Accounting
- Human Resources
- Production
- Finance
- Marketing
- Sales

Item	Value	Color
030920-TEST	Accounting	Blue
10.34.0.101	Human Resources	Orange
10.34.0.102	Human Resources	Orange
10.34.0.115	Human Resources	Orange
1A	Accounting	Blue
1A1	Human Resources	Orange
1B	Accounting	Blue
1B1	Human Resources	Orange
1C	Accounting	Blue
1C1	Human Resources	Orange
1D	Accounting	Blue
1D1	Human Resources	Orange
1E	Accounting	Blue
1E1	Human Resources	Orange
1F	Accounting	Blue
1F1	Human Resources	Orange
1G	Accounting	Blue
1G1	Human Resources	Orange
1G3	Human Resources	Orange
1H	Accounting	Blue
1H1	Human Resources	Orange
2A	Production	Green
2A1	Human Resources	Orange
2B	Production	Green
2B1	Human Resources	Orange
2C	Production	Green
2C1	Human Resources	Orange
2D	Production	Green



Cabinet Elevation

Title: FF-40 X,Y: 79.3, 62.9 ft

Drawing north: ↑

Better Reporting & Shared Data Usage



“From the very first conversation, Sunbird bought into Paddy Power Betfair, and we saw that they weren’t just pitching a sale here—they actually had a product that was fit for purpose.”

Peter Giles | Senior Data Center Manager
Paddy Power Betfair

Customer

Paddy Power Betfair is a subsidiary of Flutter Entertainment. One of the world’s largest sports betting companies, Flutter now facilitates online and retail betting through brands such as FanDuel, PokerStars, Full Tilt Poker, FOX Bet, and Sportsbet after merging with the Stars Group in 2020.

Situation

PPB wanted to better understand their existing capacity levels, trends, and future needs, in order to optimize and plan for use of data center resources.

Solution

PPB engaged in a proof-of-concept arrangement with Sunbird and provided a highly detailed scope of work that described all the features and reporting capabilities they needed.

Asset Management

+ Add an Item View Edit Clone Actions Reports Export Floor Maps Port Inspector Permissions

Elevation

Views

Current View: My View Rows: 1 - 100 of 352 Columns: 27 Filters: Class: Cabinet

Clear How to Search

Location	Class	Subclass	Status	Name	Make	Mo
SITE COLO	Cabinet		Installed	101	CPI	48R
SITE COLO	Cabinet		Installed	102	CPI	48R
SITE COLO	Cabinet		Installed	103	CPI	48R
SITE COLO	Cabinet		Installed	104	CPI	48R
SITE COLO	Cabinet		Installed	105	CPI	48R
SITE COLO	Cabinet		Installed	106	CPI	48R
SITE COLO	Cabinet		Archived	107	CPI	48R
SITE COLO	Cabinet		Installed	108	CPI	48R
SITE COLO	Cabinet		Installed	109	CPI	48R
SITE COLO	Cabinet		Installed	110	CPI	48R
SITE COLO	Cabinet		Planned	11-12	CPI	45R
SITE A	Cabinet		Installed	1A	CPI	42R
SITE A	Cabinet		Installed	1B	CPI	42R
SITE A	Cabinet		Installed	1C	CPI	42R
SITE A	Cabinet		Installed	1D	CPI	42R
SITE A	Cabinet		Installed	1E	CPI	42R
SITE A	Cabinet		Installed	1F	CPI	42R
SITE A	Cabinet		Installed	1G	CPI	42R
SITE A	Cabinet		Installed	1H	CPI	42R
SITE COLO	Cabinet		Installed	201	CPI	48R
SITE COLO	Cabinet		Installed	202	CPI	48R
SITE COLO	Cabinet		Installed	203	CPI	48R
SITE COLO	Cabinet		Installed	204	CPI	48R
SITE COLO	Cabinet		Installed	205	CPI	48R
SITE COLO	Cabinet		Installed	206	CPI	48R
SITE COLO	Cabinet		Installed	207	CPI	48R
SITE COLO	Cabinet		Installed	208	CPI	48R

101



102



103



104



Search Dashboards...

Standard

Enterprise Overview

Enterprise Health

What-if

Items Inventory

Parts Inventory

Space

Power

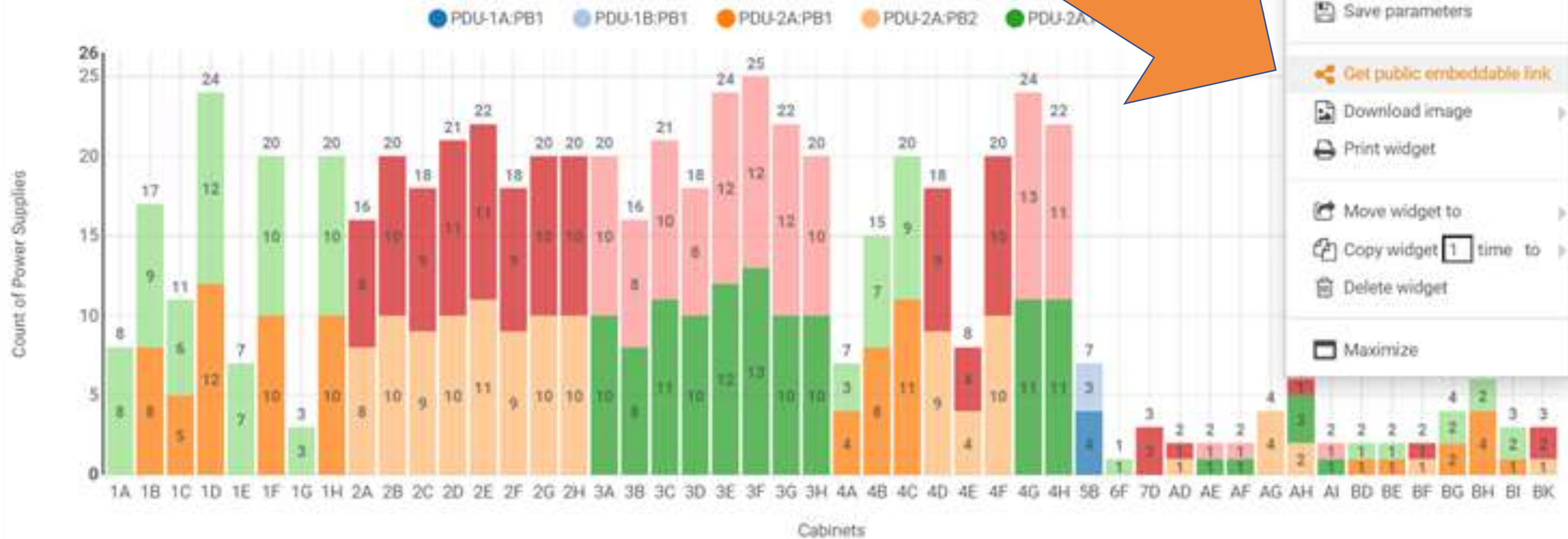
Cooling

Connectivity

Change

Power Distribution and Redundancy

Power Panel 15 Selected



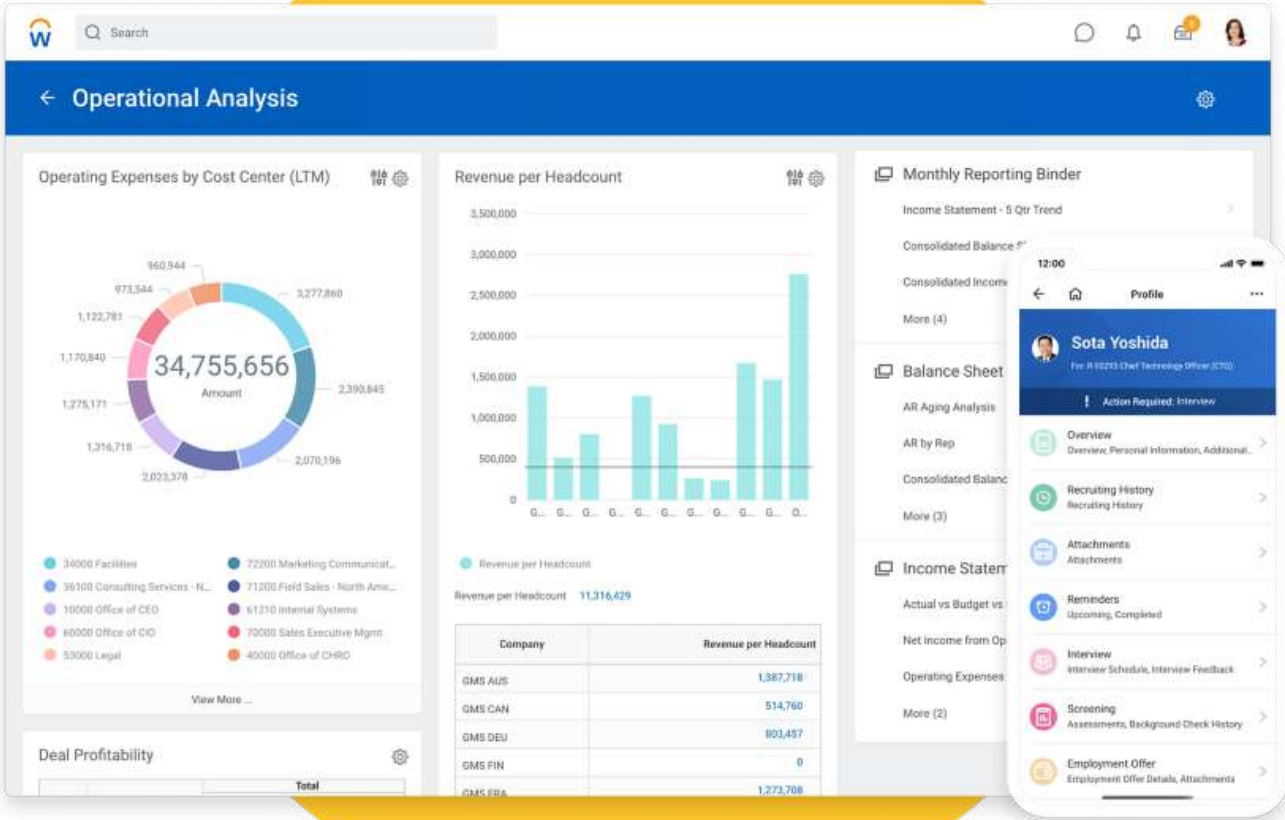
- Widget settings
- Save parameters
- Get public embeddable link
- Download image
- Print widget
- Move widget to
- Copy widget 1 time to
- Delete widget
- Maximize

Stranded Power per Sub-location

Saturday, January 1, 2022 - 16:29

"One pane of glass for ALL datacenter assets and information."

COLM R. - DATACENTER OPERATIONS



COMPANY: Workday
COMPANY TYPE: Computer Hardware
OF EMPLOYEES: 10,001+ employees
SOFTWARE USAGE: 2+ years

OVERALL QUALITY: ★★★★★ **LIKELIHOOD TO RECOMMEND:** 8/10

COMMENTS: Overall, pleasant communications and openness to discuss moving the product forward

PROS: One pane of glass for ALL datacenter assets and information.

CONS: Disconnect between new Parts Tracker feature and main Assets feature

Floor Map

SITE A

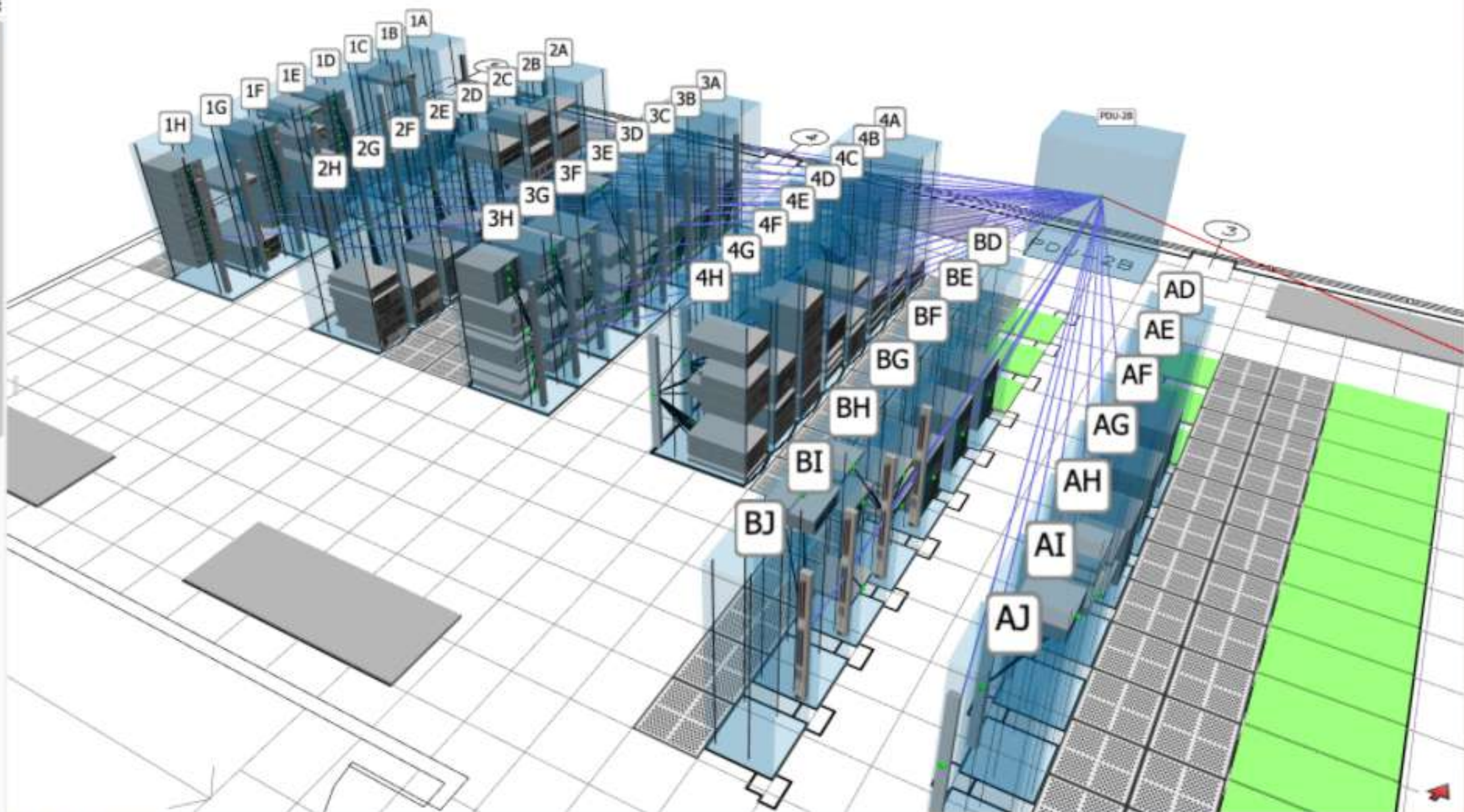
30 Home Search Connectivity Messages Tiles Reports Thermal Maps Layers Settings Sync

Current View: All items

Selected Item Port Full Circuit 1 checked Distribution Cabling

Search Results (56 of 56)

Class	Name
Floor PDU	PDU-2B
Power Outlet	PDU-2B/PO1:10,12
Power Outlet	PDU-2B/PO1:13
Power Outlet	PDU-2B/PO1:13,15
Power Outlet	PDU-2B/PO1:14,16
Power Outlet	PDU-2B/PO1:17,19
Power Outlet	PDU-2B/PO1:18,20
Power Outlet	PDU-2B/PO1:21,23
Power Outlet	PDU-2B/PO1:22,24
Power Outlet	PDU-2B/PO1:24
Power Outlet	PDU-2B/PO1:25,27
Power Outlet	PDU-2B/PO1:26,28
Power Outlet	PDU-2B/PO1:29,31
Power Outlet	PDU-2B/PO1:30,32
Power Outlet	PDU-2B/PO1:33,35
Power Outlet	PDU-2B/PO1:37
Power Outlet	PDU-2B/PO1:38
Power Outlet	PDU-2B/PO1:41
Power Outlet	PDU-2B/PO1:42
Power Outlet	PDU-2B/PO1:5,7
Power Outlet	PDU-2B/PO1:6,8
Power Outlet	PDU-2B/PO1:9,11
Power Outlet	PDU-2B/PO2:10,12
Power Outlet	PDU-2B/PO2:13
Power Outlet	PDU-2B/PO2:13,15
Power Outlet	PDU-2B/PO2:14,16
Power Outlet	PDU-2B/PO2:17,19
Power Outlet	PDU-2B/PO2:18,20
Power Outlet	PDU-2B/PO2:21,23



Tile: 1-25 8,1: 48,7, 16,1 R

Drawing north

Search Dashboards...

Standard

Enterprise Overview

Enterprise Health

What-if

Inventory

Space

Power

Cooling

Connectivity

Change

Data Reports

DCOI

Custom

Personal

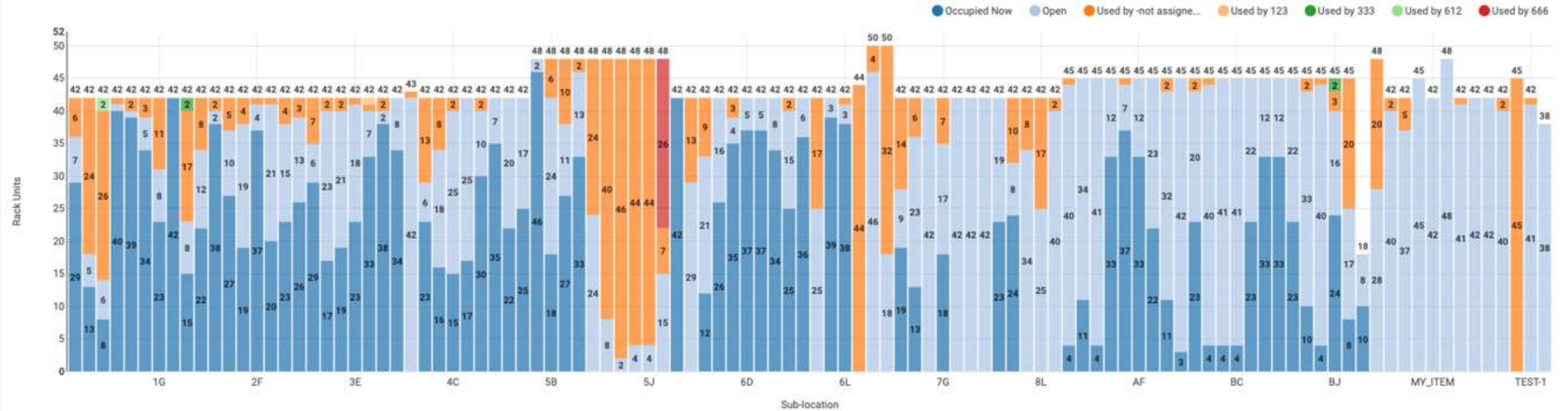
Shared

Favorites

What-if: Rack Units Space Capacity

Projects 5 Selected

Sub-location Cabinet



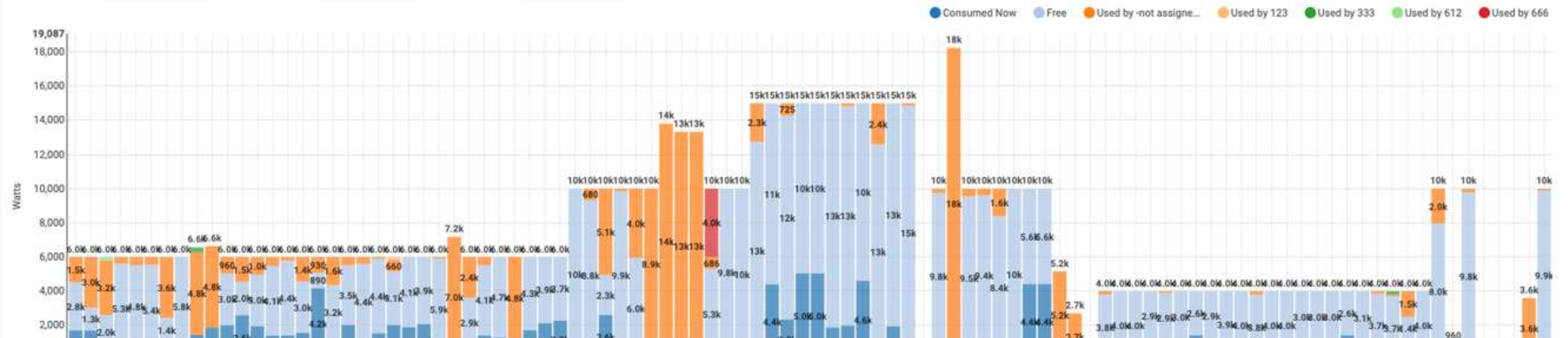
What-if: Power Budget Capacity

Projects 5 Selected

Sub-location Cabinet

Capacity

From Sub-location



Remote Site Management



*“Now that we have been working with dcTrack,
I don’t know what we would do without it.
It’s our virtual eye on each data center.”*

Markus Hergesell | System Administrator

METRO AG

Customer

METRO AG is the central management holding company for METRO, a leading international specialist in food wholesale. METRO AG manages 800 racks in 600 data centers across Europe and APAC from their headquarters in Germany.

Situation

Metronom wanted easy-to-use DCIM software that would allow them to remotely monitor and manage data centers worldwide.

Solution

Sunbird’s comprehensive DCIM software gives Metronom end-to-end visibility and advanced insights for all of their data centers’ assets and performance.

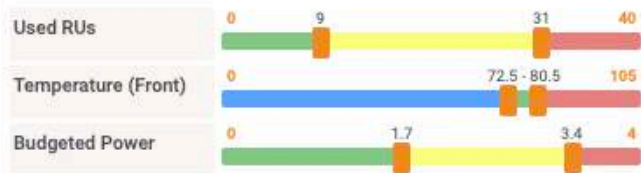
Floor Map

SITE A

3D Home Isolate Search Connectivity Measure Tiles 3 Reports Thermal Maps Layers Settings Sync

Current View: All Items

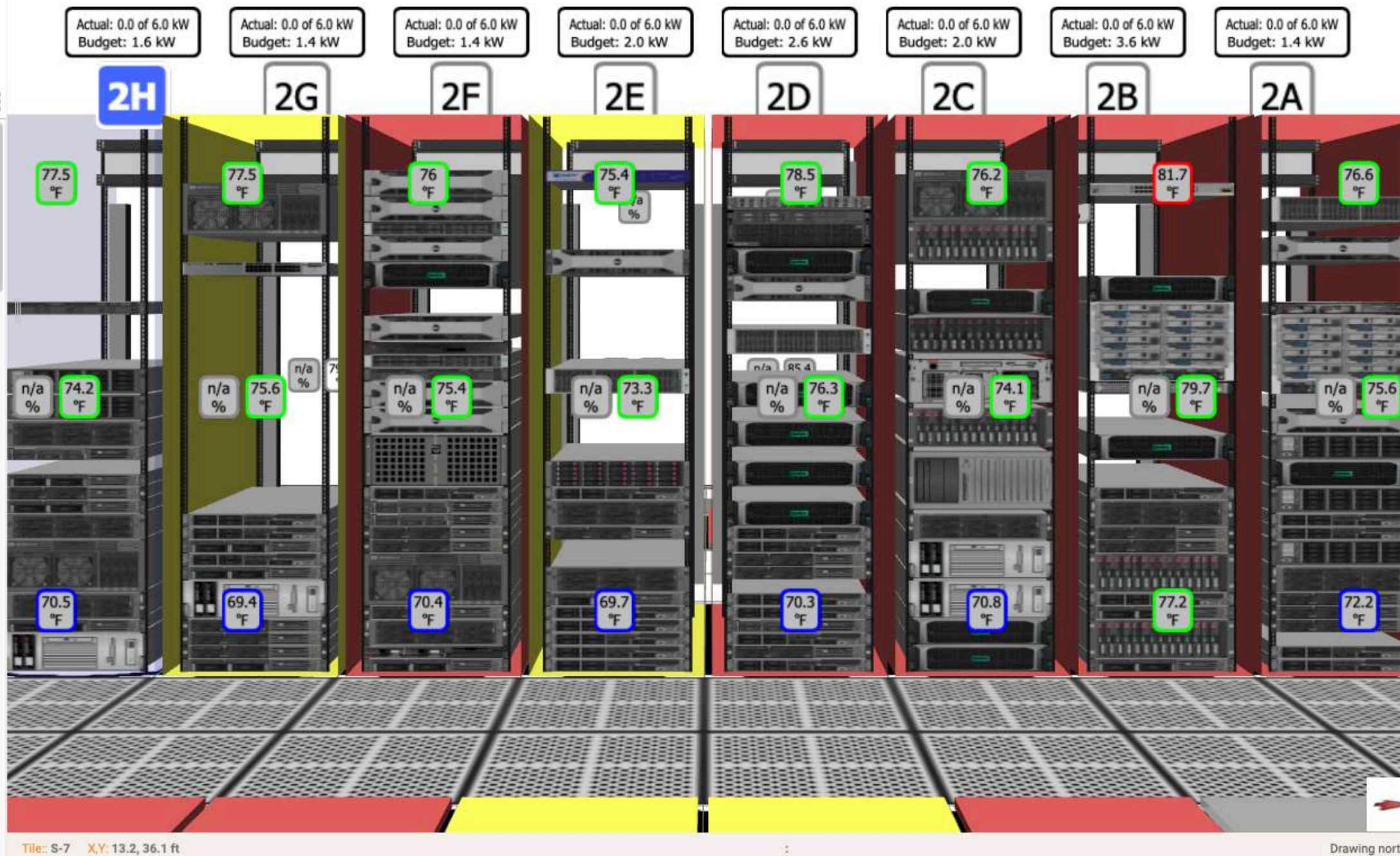
Reports Legend and Data



Edit Threshold

Get Reading Updated: 08/29/2019 at 01:51:48 PM

Cabinet	Used RUs	Budgeted kW	Front (°F)
LARRY	5	0	N/A
1A	35	1.7	77.7
1B	41	1.9	80.7
1C	38	1.3	72.2
1D	41	0.4	70.8
1E	41	0.7	80.9
1F	41	0.2	70.9
1G	34	1.5	70.4
1H	40	0.2	71
2A	34	1.4	72.2
2B	30	3.6	81.7
2C	40	2	70.8
2D	32	2.6	70.3
2E	23	2	69.7
2F	40	1.4	70.4
2G	21	1.4	69.4
2H	27	1.6	70.5
3A	29	1.2	70.2
5M-TEST	13	0	N/A
3B	36	1.1	83.1
3C	19	2	82.5
3D	21	1.2	71.6



Cabinet Elevation

2H

Back View

WIRE MANAGER 1U	42
2H1	41
WIRE MANAGER 1U	40
	39
	38
	37
	36
	35
	34
	33
	32
	31
	30
	29
HP SERVER DL360 U28	28
	27
	26
	25
	24
JAMES10	23
JAMES9	22
JAMES9	21
JAMES9	20
MPTXL01	19
FMSPACE	18
FMSPACE	17
	16
KMIIS2	15
PORTAL-WAS02	14
PORTAL-WAS01	13
PORTAL-DOM01	12
PORTAL-DOM01	11
	10
PORTAL-DB201	9
PORTAL-DB201	8
	7
	6
NJLNX08	5
KMIIS1	4
KMIIS1	3
	2
WPS-NY01	1

Tile: S-7 X,Y: 13.2, 36.1 ft

Drawing north:

- Data Centers**
-
- Card Reader - 40004403
 - Dry Contact 1 (Decommissioned)
 - Dry Contact 2 (Decommissioned)
 - Front Door**
 - On/Off 1
 - On/Off 3 (Decommissioned)
 - On/Off 4
 - On/Off 5
 - On/Off 6 (Decommissioned)
 - On/Off 7 (Decommissioned)
 - On/Off 8 (Decommissioned)
 - On/Off 9 (Decommissioned)
 - Powered Dry Contact 2
 - Rear Door
 - Rack A6
 - Rack A7
 - Rack A8
 - Servertech Room
 - UPS

Front Door

Actions

Door Control

Sensors and Door Status

Sensor Mappings		Available Sensors	
	Status		PDU
Door	Door Status	On/Off 1	192.168.46.214
Handle	Handle Status	On/Off 4	192.168.46.214
Lock	Electronic lock	On/Off 5	192.168.46.214
		Powered Dry Contact 2	192.168.46.214

Door

Name:

External Key:

An external key is a unique identifier of this object that is used when importing and exporting enterprise relationships through a CSV file.

Override Relock Timer: seconds. 0 is disabled.
Default: 5 seconds

Placement: [Manage door placements](#)



Sunbird | PowerIQ®

Dashboards | Data Centers | Events | **PDU's** | PUE | Devices | Analytics | Reports | Settings

Scheduling Tasks

<input type="checkbox"/>	Device Group	Owner	Action	Active	Once	Days	Date	Time
<input type="checkbox"/>	Motorola Walkie Talkies	System Administrator	OFF	true	false	MON,THU,SUN,TUE,F...		23:00 UTC
<input type="checkbox"/>	Motorola Walkie Talkies	System Administrator	ON	true	false	MON,THU,SUN,TUE,F...		23:30 UTC

Page 1 of 1 Displaying 1-2 of 2

Sunbird | PowerIQ®

Dashboards | Data Centers | Events | PDU's | PUE | **Devices** | Analytics | Reports | Settings

Edit Device Group

Name:
 Owner:
 Default Power On Delay (sec):

Devices in this Group

<input type="checkbox"/>	Name	Power-On Delay	Position
<input type="checkbox"/>	3400ME 103U34	1	1
<input type="checkbox"/>	3400ME 303U34	360	2
<input type="checkbox"/>	403B	60	3
<input type="checkbox"/>	404B	1000	4
<input type="checkbox"/>	5A-RU37-SWT	60	5
<input type="checkbox"/>	5B-RU37-SWT	60	6
<input type="checkbox"/>	5C-RU37-SWT	720	7

Page 1 of 1 25 Displaying devices 1-7 of 7

Sunbird | PowerIQ®

Dashboards | Data Centers | Events | **PDU's** | PUE | Devices | Analytics | Reports | Settings

Successfully created the Shutdown Command.

Shutdown Commands

<input type="checkbox"/>	Name	Device Count	Type	Login
<input type="checkbox"/>	Linux Shutdown	0	SSH	Linux
<input type="checkbox"/>	Windows Shutdown	0	NetRpc	Windows

Page 1 of 1 Displaying Shutdown Commands 1-2 of 2

Stranded Power Capacity Management



“From an ROI perspective, it’s massive for us. We’re getting 40% more usage out of our facilities and power sources.”

Michael Piers | Senior Manager DCIM/Tools
Comcast

Customer

Comcast creates incredible technology and entertainment that connects millions of people to the moments and experiences that matter most. Comcast brands include Xfinity, NBCUniversal, Sky, Comcast Business, and more.

Situation

Comcast wanted to identify space and power resources that were not being leveraged to their full potential.

Solution

Sunbird’s comprehensive, easy-to-use DCIM software gives Comcast complete visibility into their data centers.

Auto Power Budget

- Patent Pending
- Collect and Store Massive Amount of iPDU Outlet Data
- Models Library Correlates Compute Devices to Outlet Data
- Provides Highly Accurate Power Budgets for Each Compute Device



Comcast Realizes 40% Increase in Power Capacity With APB


- Blade System
- Name Plate = 1,000 Watts
- Derated at 60% = 600 Watts
- Auto Power Budget = 360 Watts
- Increased Power Capacity = 40%



Comcast Plans to Use APB to Find & Remove Zombie Servers

- Blade System
- Name Plate = 1,000 Watts
- Derated at 60% = 600 Watts
- Auto Power Budget = 45 Watts
- Auto Power Budget – 4.5% of Name Plate
- 5% or less of Name Plate = Zombie

Zombie Servers Waste Space and Power



New Zombie Widget – Found 100 Zombie Devices in One Room

Adjusted Budget(W) ▾	Nameplate (W) ▾	Utilization ▾	Power Supplies ▾	Effective Power ▾	Make ▾	Model ▾	RU Height ▾	Weight ▾
> 5 AND <= 10...	> 5 AND <= 10...	> 5 AND <= 10...	abc OR abc*	> 5 AND <= 10...	abc CI	abc OR abc*	> 5 AND <= 1	> 5 AND
11	1200	0.92	2pN+1	11.00	HP	Proliant DL360 G7	1	40.00
0	400	0.00	2pN+1	0.00	Cisco S...	N9K-C92348GC-X	1	17.50
10	1200	0.83	2pN+1	10.00	HP	Proliant DL360 G7	1	40.00
34	1200	2.83	2pN+1	34.00	HP	Proliant DL360 G7	1	40.00
32	1200	2.67	2pN+1	32.00	HP	Proliant DL360 G7	1	40.00
14	1200	1.17	2pN+1	14.00	HP	Proliant DL360 G7	1	40.00
0	600	0.00	2pN+1	0.00	NetApp...	DS460C	4	247.00
0	600	0.00	2pN+1	0.00	NetApp...	DS460C	4	247.00
15	1200	1.25	2pN+1	15.00	HP	Proliant DL360 G7	1	40.00
14	1200	1.17	2pN+1	14.00	HP	Proliant DL360 G7	1	40.00
11	1200	0.92	2pN+1	11.00	HP	Proliant DL360 G7	1	40.00



3D Visualization of Assets & Capacity



“Now that we can see our floorspace in 3D, we can easily maximize that space. Our old system didn’t keep track of all the network devices, switches, firewalls, cable managers, and things like that. With Sunbird, we see it all.”

Robert Perkins | Manager of Networks and Infrastructure Engineering
MacStadium

Customer

MacStadium is an IaaS company that is trusted by Apple and iOS developers, mobile testing teams, and DevOps engineers at thousands of companies around the world.

Situation

The rapid expansion of MacStadium’s international operations drove the need for a robust DCIM software that would allow the company to remotely monitor all of the physical assets and floor and rack space in its data centers.

Solution

Sunbird’s well-rounded and easy-to-use DCIM software provides MacStadium with end-to-end visibility and insight into all of its data centers’ physical layout, equipment, and performance in real-time.

Floor Map

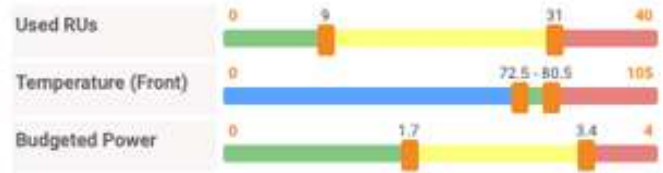
SITE A

3D Home Isolate Search Connectivity Measure Tiles

3 Reports Thermal Maps Layers Settings Sync

Current View: All Items

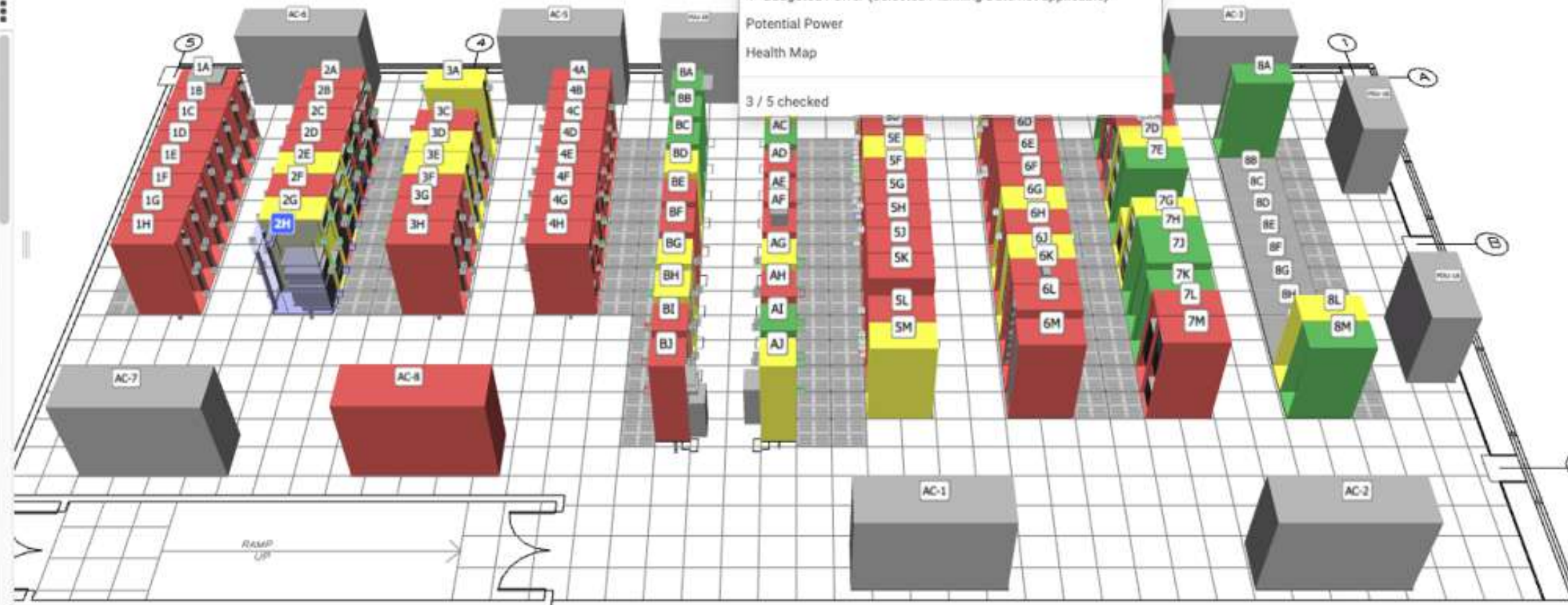
Reports Legend and Data



Edit Threshold

Get Reading Updated: 08/29/2019 at 02:08:36 PM

Cabinet	Used RUs	Budgeted kW	Front (°F)
LARRY	5	0	N/A
1A	35	1.7	77.7
1B	41	1.9	80.7
1C	38	1.3	72.2
1D	41	0.4	70.8
1E	41	0.7	80.9
1F	41	0.2	70.9
1G	34	1.5	70.4
1H	40	0.2	71
2A	34	1.4	72.2
2B	30	3.6	81.7
2C	40	2	70.8
2D	32	2.6	70.3
2E	23	2	69.7
2F	40	1.4	70.4
2G	21	1.4	69.4
2H	27	1.6	70.5
3A	29	1.2	70.2
SM-TEST	13	0	N/A
3B	36	1.1	83.1
3C	19	2	82.5
3D	21	1.2	71.6



- Uncheck All
- Used RUs
- Available RUs
- Percent Full
- Weight
- Weight Capacity
- Static Load
- Temperature Fronts (Selected Planning Date not applicable)
- Temperature Backs (Selected Planning Date not applicable)
- Relative Humidity at Fronts (Selected Planning Date not applicable)
- Relative Humidity at Backs (Selected Planning Date not applicable)
- Measured Amps (Selected Planning Date not applicable)
- Budgeted Power (Selected Planning Date not applicable)
- Potential Power
- Health Map

Cabinet Elevation

2H

Back View

WIRE MANAGER 1U	42
2H1	41
WIRE MANAGER 1U	40
	39
	38
	37
	36
	35
	34
	33
	32
	31
	30
	29
HP SERVER DL360 U2B	28
	27
	26
	25
	24
JAMES10	23
JAMES9	22
	21
	20
MPTXL01	19
FMSPACE	18
	17
	16
KMIIS2	15
PORTAL-WAS02	14
PORTAL-WAS01	13
PORTAL-DOM01	12
	11
	10
PORTAL-DB201	9
	8
	7
	6
NJLX08	5
KMIIS1	4
	3
WPS-NY01	2
	1


Tile: U-42 X,Y: 82.8, 41.1 ft

Drawing north: ↑



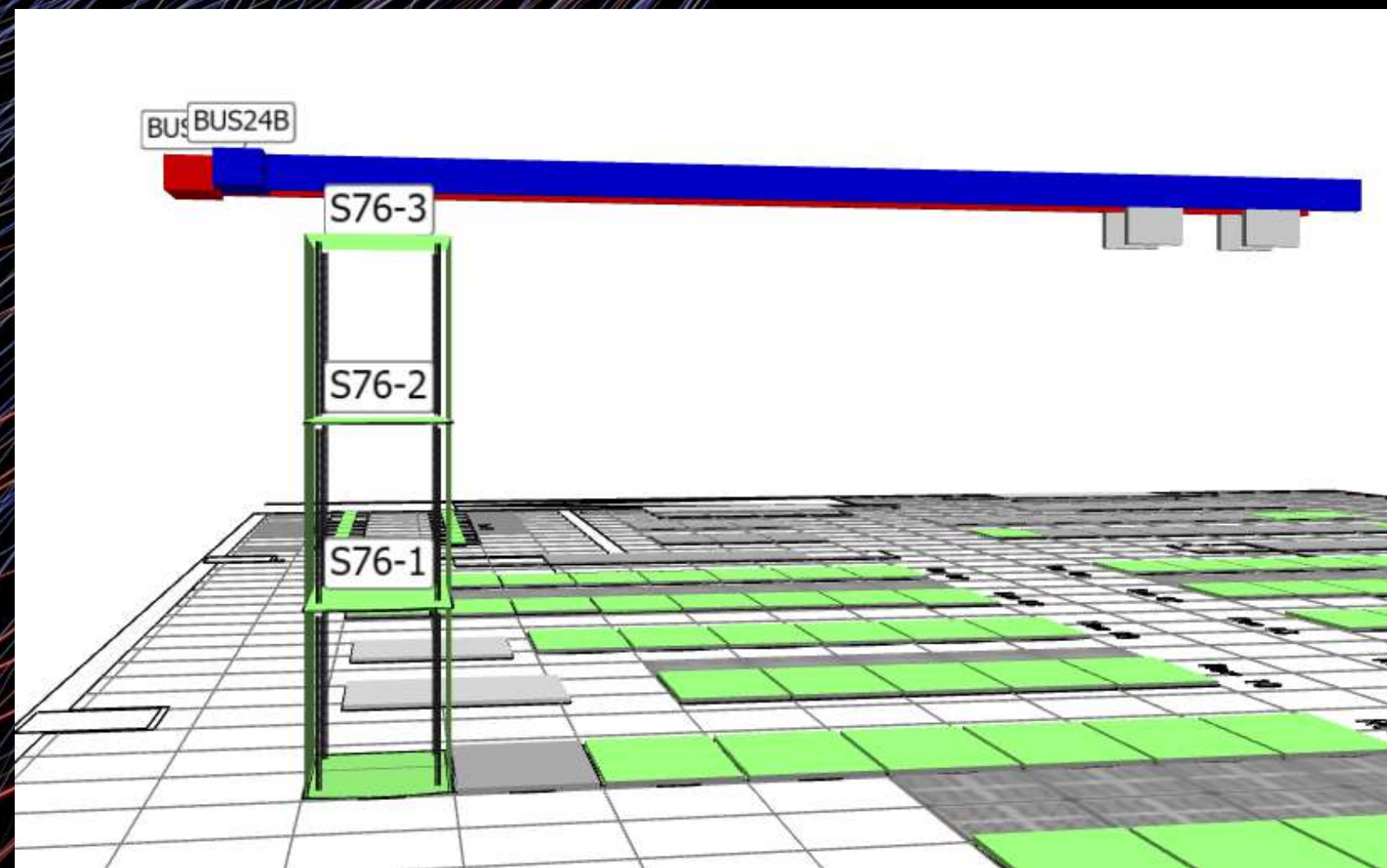

MacStadium's infrastructure includes:
6ft-wide racks with 24 Mac Minis per shelf

MINI 9



MINI 9

Back View





Thank You!