

DCIM in the real world – reducing risk and increasing efficiency, illustrated using customer reviews

Presented By: Richard May, Country Manager UKI & Nordics

Customers' Discussed In Today's Presentation



Very different organisations, with very similar DC Ops and DC Management challenges & requirements.....



Who are Sunbird?

- Leader in 2nd Generation DCIM Software
- Large installed base of satisfied customers
- Vendor agnostic - Broad compatibility with 3rd party meters, sensors, & software
- Technology partnerships with ServiceNow, VMware, BMC, Cherwell, Legrand, Raritan, ServerTech, Chatsworth and Starline.
- 100% Insourced Development & Support
- Extreme customer focus



Top Customer Use Cases for Sunbird's DCIM Platform

- Dashboards & Reports
- Better Reporting & Shared Data Usage
- Remote Site Management
- 3D Visualization of Assets & Capacity
- Stranded Power Capacity Management
- Accurate Asset Tracking

Dashboards & Reports



“Sunbird simplifies and manages where everything is located and how it connects with the data center environment across the enterprise. It gives you a very good overview of everything going on within your data center in one single application.”

Kyle Kohne | Data Center Technician
& DCIM Application Technical Services Manager
Emerson

Customer

Emerson is a global manufacturer of automation solutions, and commercial and residential solutions. They pride themselves on tackling the most complex challenges faced by the industrial, commercial, and residential markets.

Situation

Emerson wanted to optimize performance with a solution that provided better reporting on their existing data center assets.

Solution

Sunbird's technology provides Emerson with an easy-to-use DCIM software, giving them complete visibility, monitoring, business intelligence, and analytics on their power and data management.

Floor Map

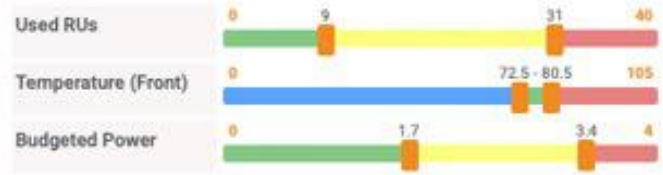
SITE A

3D Home Search Isolate Connectivity Measure Tiles

3 Reports Thermal Maps Layers Settings Sync

Current View: All Items

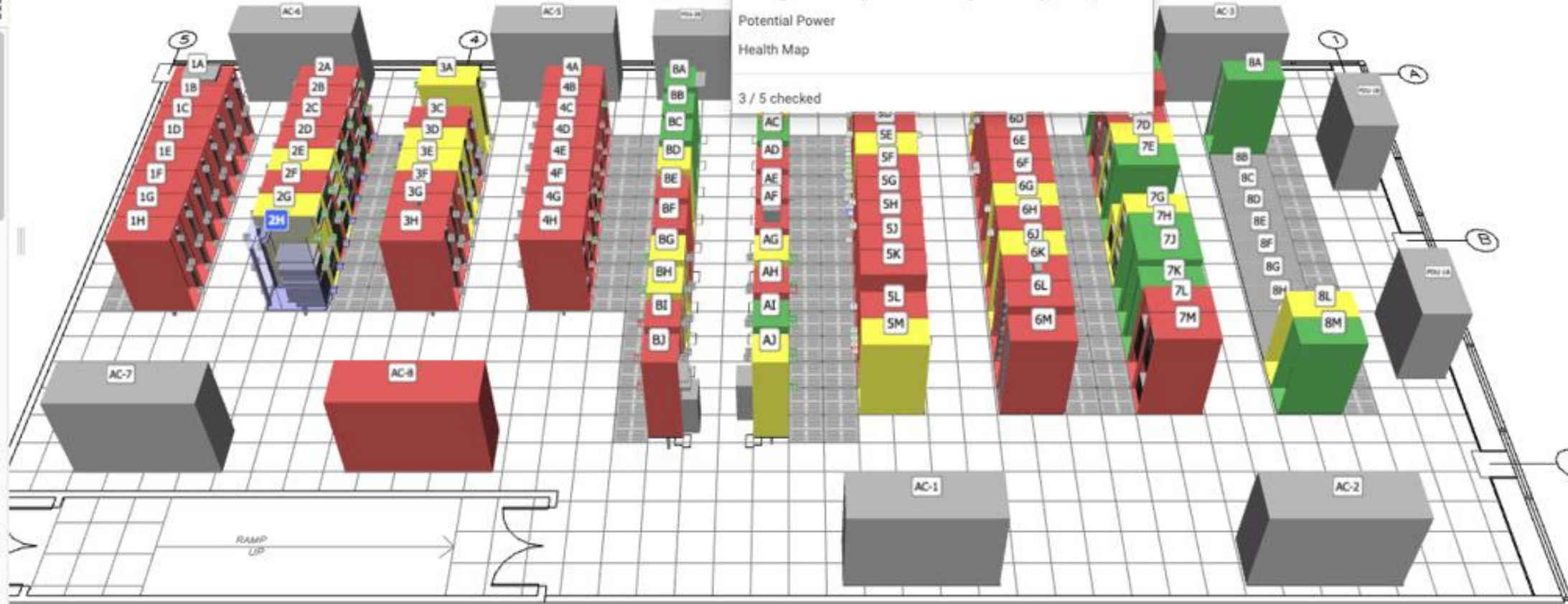
Reports Legend and Data



Edit Threshold

Get Reading Updated: 08/29/2019 at 02:08:36 PM

Cabinet	Used RUs	Budgeted kW	Front (°F)
LARRY	5	0	N/A
1A	35	1.7	77.7
1B	41	1.9	80.7
1C	38	1.3	72.2
1D	41	0.4	70.8
1E	41	0.7	80.9
1F	41	0.2	70.9
1G	34	1.5	70.4
1H	40	0.2	71
2A	34	1.4	72.2
2B	30	3.6	81.7
2C	40	2	70.8
2D	32	2.6	70.3
2E	23	2	69.7
2F	40	1.4	70.4
2G	21	1.4	69.4
2H	27	1.6	70.5
3A	29	1.2	70.2
5M-TEST	13	0	N/A
3B	36	1.1	83.1
3C	19	2	82.5
3D	21	1.2	71.6



- Uncheck All
- Used RUs
- Available RUs
- Percent Full
- Weight
- Weight Capacity
- Static Load
- Temperature Fronts (Selected Planning Date not applicable)
- Temperature Backs (Selected Planning Date not applicable)
- Relative Humidity at Fronts (Selected Planning Date not applicable)
- Relative Humidity at Backs (Selected Planning Date not applicable)
- Measured Amps (Selected Planning Date not applicable)
- Budgeted Power (Selected Planning Date not applicable)
- Potential Power
- Health Map

3 / 5 checked

Cabinet Elevation

2H

Back View

WIRE MANAGER 1U	42
2H1	41
WIRE MANAGER 1U	40
	39
	38
	37
	36
	35
	34
	33
	32
	31
	30
	29
HP SERVER DL360 U28	28
	27
	26
	25
	24
JAMES10	23
JAMES9	22
	21
	20
MPTXL01	19
FMSPACE	18
	17
	16
KMIIS2	15
PORTAL-WAS02	14
PORTAL-WAS01	13
PORTAL-DOM01	12
	11
	10
PORTAL-DB201	9
	8
	7
	6
NJLN08	5
KMIIS1	4
	3
WPS-NY01	2
	1

Tile: U-42 XY: 82.8, 41.1 ft

Drawing north: ↑

Search Dashboards...

Standard

Enterprise Overview

Enterprise Health

What-if

Inventory

Space

Power

Cooling

Connectivity

Change

Data Reports

DCOI

Custom

Personal

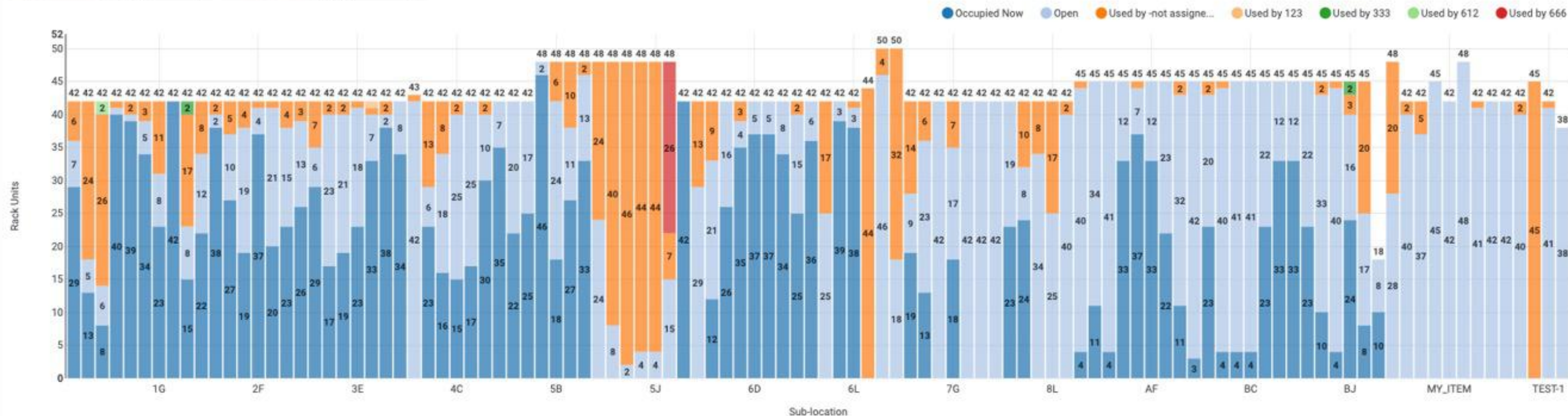
Shared

Favorites

What-if: Rack Units Space Capacity

Projects 5 Selected

Sub-location Cabinet



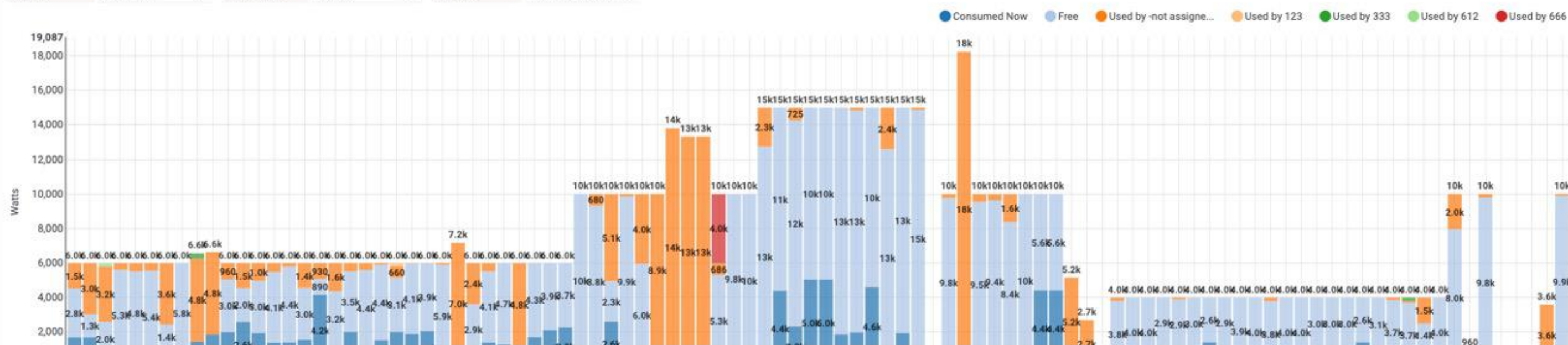
What-if: Power Budget Capacity

Projects 5 Selected

Sub-location Cabinet

Capacity

From Sub-location



Better Reporting & Shared Data Usage



“From the very first conversation, Sunbird bought into Paddy Power Betfair, and we saw that they weren’t just pitching a sale here—they actually had a product that was fit for purpose.”

Peter Giles | Senior Data Center Manager
Paddy Power Betfair

Customer

Paddy Power Betfair is a subsidiary of Flutter Entertainment. One of the world’s largest sports betting companies, Flutter now facilitates online and retail betting through brands such as FanDuel, PokerStars, Full Tilt Poker, FOX Bet, and Sportsbet after merging with the Stars Group in 2020.

Situation

PPB wanted to better understand their existing capacity levels, trends, and future needs, in order to optimize and plan for use of data center resources.

Solution

PPB engaged in a proof-of-concept arrangement with Sunbird and provided a highly detailed scope of work that described all the features and reporting capabilities they needed.

Asset Management

+ Add an Item View Edit Clone Actions Reports Export Floor Maps Port Inspector Permissions

Elevation

Views

Current View: My View Rows: 1 - 100 of 352 Columns: 27 Filters: Class: Cabinet

Clear How to Search

Location	Class	Subclass	Status	Name	Make	Mo
SITE COLO	Cabinet		Installed	101	CPI	48R
SITE COLO	Cabinet		Installed	102	CPI	48R
SITE COLO	Cabinet		Installed	103	CPI	48R
SITE COLO	Cabinet		Installed	104	CPI	48R
SITE COLO	Cabinet		Installed	105	CPI	48R
SITE COLO	Cabinet		Installed	106	CPI	48R
SITE COLO	Cabinet		Archived	107	CPI	48R
SITE COLO	Cabinet		Installed	108	CPI	48R
SITE COLO	Cabinet		Installed	109	CPI	48R
SITE COLO	Cabinet		Installed	110	CPI	48R
SITE COLO	Cabinet		Planned	11-12	CPI	45R
SITE A	Cabinet		Installed	1A	CPI	42R
SITE A	Cabinet		Installed	1B	CPI	42R
SITE A	Cabinet		Installed	1C	CPI	42R
SITE A	Cabinet		Installed	1D	CPI	42R
SITE A	Cabinet		Installed	1E	CPI	42R
SITE A	Cabinet		Installed	1F	CPI	42R
SITE A	Cabinet		Installed	1G	CPI	42R
SITE A	Cabinet		Installed	1H	CPI	42R
SITE COLO	Cabinet		Installed	201	CPI	48R
SITE COLO	Cabinet		Installed	202	CPI	48R
SITE COLO	Cabinet		Installed	203	CPI	48R
SITE COLO	Cabinet		Installed	204	CPI	48R
SITE COLO	Cabinet		Installed	205	CPI	48R
SITE COLO	Cabinet		Installed	206	CPI	48R
SITE COLO	Cabinet		Installed	207	CPI	48R
SITE COLO	Cabinet		Installed	208	CPI	48R

101 Back View

- CP-101-U48 48
- CP-101-U47 47
- CP-101-U46 46
- CP-101-U45 45
- CP-101-U44 44
- CP-101-U43 43
- CP-101-U42 42
- CP-101-U41 41
- CP-101-U40 40
- CP-101-U39 39
- CP-101-U38 38
- CP-101-U37 37
- CP-101-U36 36
- CP-101-U35 35
- CP-101-U34 34
- CP-101-U33 33
- CP-101-U32 32
- CP-101-U31 31
- CP-101-U30 30
- CP-101-U29 29
- CP-101-U28 28
- CP-101-U27 27
- CP-101-U26 26
- RACK MANAGER-2U 25
- 24 24
- 23 23
- C3750G-48TS 101U22 22
- 21 21
- 20 20
- C3750 101U19-01 19
- 18 18
- KVM 101U16 16
- 15 15
- 14 14
- KVM 101U1613 13
- 12 12
- 11 11
- KVM 101U10 10
- 9 9
- 8 8
- KVM 101U7 7
- 6 6
- 5 5
- 4 4
- 3 3
- 2 2
- 1 1

102 Front View

- 24 FIBER DEMARC 102U48 48
- 24 FIBER DEMARC 102U47 47
- 1RU BLANKING PANEL 46
- 2RU-BLANKING 45
- 2RU-BLANKING 44
- 2RU-BLANKING 43
- 2RU-BLANKING 42
- RJ45 48 PORT 102U40 41
- ASA 5520 102U39 40
- ASA 5520 102U38 39
- ASA 5520 102U37 38
- 2RU-BLANKING 37
- 2RU-BLANKING 36
- 2RU-BLANKING 35
- 2RU-BLANKING 34
- 2RU-BLANKING 33
- 2RU-BLANKING 32
- 2RU-BLANKING 31
- 2RU-BLANKING 30
- 2RU-BLANKING 29
- 7206VXR 102U26 28
- 2RU-BLANKING 27
- 2RU-BLANKING 26
- 2RU-BLANKING 25
- 2RU-BLANKING 24
- 23 23
- 22 22
- AKAMAI TEST SERVER 21
- 20 20
- 19 19
- 18 18
- 17 17
- 16 16
- 15 15
- 14 14
- 13 13
- 12 12
- 11 11
- 10 10
- 9 9
- 8 8
- 7 7
- 6 6
- 5 5
- 4 4
- 3 3
- 2 2
- 1 1

103 Back View

- 48 48
- 47 47
- 46 46
- 45 45
- 44 44
- 43 43
- 42 42
- TP 2500 103U 41
- 40 40
- 39 39
- 38 38
- 37 37
- 36 36
- 35 35
- 3400ME 103U34 34
- 33 33
- 32 32
- 31 31
- 30 30
- 29 29
- 28 28
- 27 27
- 26 26
- 25 25
- 24 24
- 23 23
- 22 22
- 21 21
- 20 20
- 19 19
- 18 18
- 17 17
- 16 16
- 15 15
- 14 14
- 13 13
- 12 12
- 11 11
- 10 10
- 9 9
- 8 8
- 7 7
- 6 6
- 5 5
- 4 4
- 3 3
- 2 2
- 1 1

104 Front View

- 2RU CABLE MANAGEMENT 48
- 2RU CABLE MANAGEMENT 47
- 2RU CABLE MANAGEMENT 46
- 2RU CABLE MANAGEMENT 45
- 2RU CABLE MANAGEMENT 44
- 2RU CABLE MANAGEMENT 43
- 2RU CABLE MANAGEMENT 42
- 2RU CABLE MANAGEMENT 41
- 2RU CABLE MANAGEMENT 40
- 2RU CABLE MANAGEMENT 39
- 2RU CABLE MANAGEMENT 38
- 2RU CABLE MANAGEMENT 37
- 2RU CABLE MANAGEMENT 36
- 2RU CABLE MANAGEMENT 35
- 2RU CABLE MANAGEMENT 34
- 2RU CABLE MANAGEMENT 33
- 2RU CABLE MANAGEMENT 32
- 2RU CABLE MANAGEMENT 31
- 2RU CABLE MANAGEMENT 30
- 2RU CABLE MANAGEMENT 29
- 2RU CABLE MANAGEMENT 28
- 2RU CABLE MANAGEMENT 27
- 2RU CABLE MANAGEMENT 26
- 2RU CABLE MANAGEMENT 25
- 2RU CABLE MANAGEMENT 24
- 2RU CABLE MANAGEMENT 23
- 2RU CABLE MANAGEMENT 22
- 2RU CABLE MANAGEMENT 21
- 2RU CABLE MANAGEMENT 20
- 19 19
- 18 18
- 17 17
- 16 16
- 15 15
- 14 14
- 13 13
- 12 12
- 11 11
- 10 10
- 9 9
- 8 8
- 7 7
- 6 6
- 5 5
- 4 4
- 3 3
- 2 2
- 1 1

Search Dashboards...

Standard

Enterprise Overview

Enterprise Health

What-if

Items Inventory

Parts Inventory

Space

Power

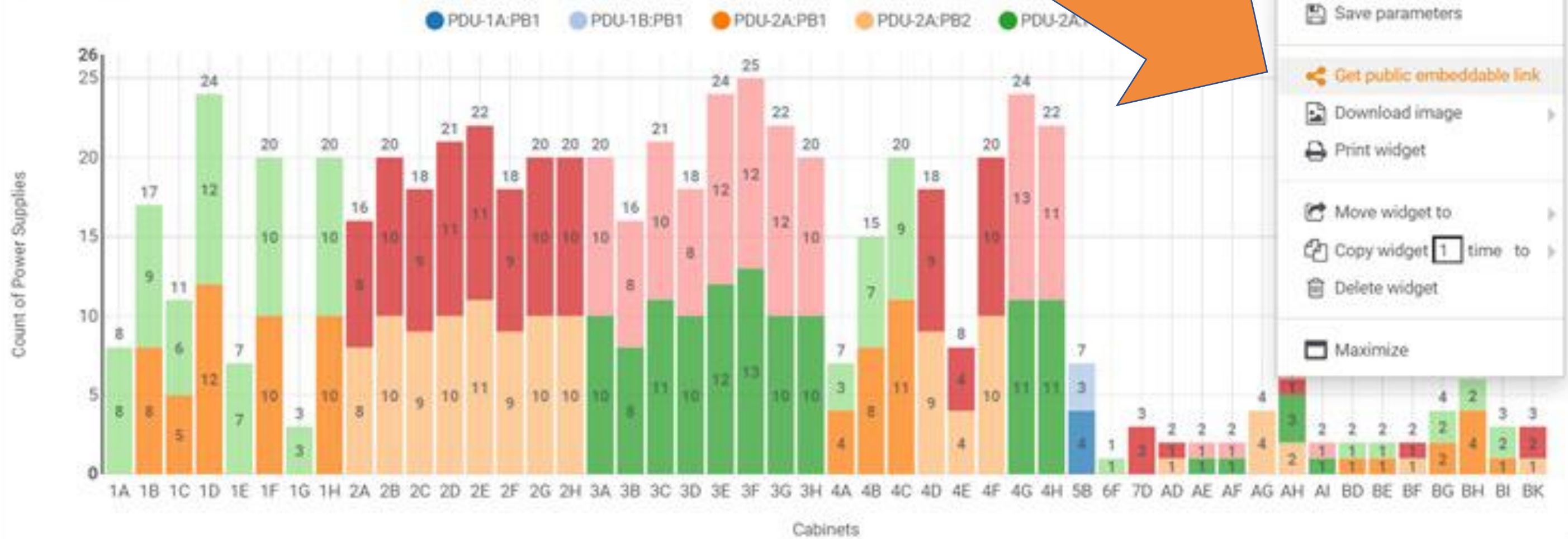
Cooling

Connectivity

Change

Power Distribution and Redundancy

Power Panel 15 Selected



Stranded Power per Sub-location

Remote Site Management



*“Now that we have been working with dcTrack,
I don’t know what we would do without it.
It’s our virtual eye on each data center.”*

Markus Hergesell | System Administrator

METRO AG

Customer

METRO AG is the central management holding company for METRO, a leading international specialist in food wholesale. METRO AG manages 800 racks in 600 data centers across Europe and APAC from their headquarters in Germany.

Situation

Metronom wanted easy-to-use DCIM software that would allow them to remotely monitor and manage data centers worldwide.

Solution

Sunbird’s comprehensive DCIM software gives Metronom end-to-end visibility and advanced insights for all of their data centers’ assets and performance.

Problems Covid introduced

- Increased and unprecedented demand on infrastructure
- Less people on-site at facilities, all employees remote
- Increased risk of infrastructure failure and potential for outages
- More challenging environment for collaboration & teaming
- Challenges planning and rolling out new infrastructure & services
- Delays on Mean Time To Repair
- Strained IT human resource capacity from digitization of everything

Remote Management Checklist

- **Remote console management**
 - KVM over IP Switches
 - Serial Console Servers
- **Remote power control**
 - Intelligent rack PDUs with outlet control (relays)
- **Remote power monitoring**
 - Intelligent rack PDUS with inlet metering / outlet metering
 - Branch Circuit Metering
 - Busway Metering
 - Inline meters
 - SNMP management cards for UPS
- **Remote environmental monitoring**
 - Sensor gateways
 - Sensors: temp, humidity, pressure, airflow, contact closure
- **Remote security**
 - Cabinet door lock control & audits
 - IP cameras
- **Remote monitoring S/W**
 - DCIM, EPMS, BMS Software
- **Remote operations management S/W**
 - DCIM Software
- **Integration strategy**
 - CMDB, Rest APIs, SNMP, BACnet, Modbus

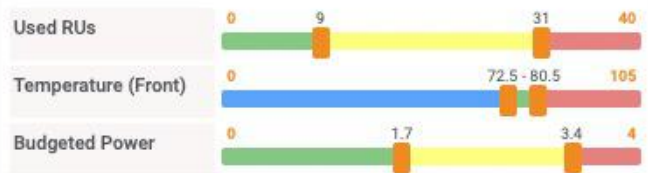
Floor Map

SITE A

3D Home Isolate Search Connectivity Measure Tiles 3 Reports Thermal Maps Layers Settings Sync

Current View: All Items

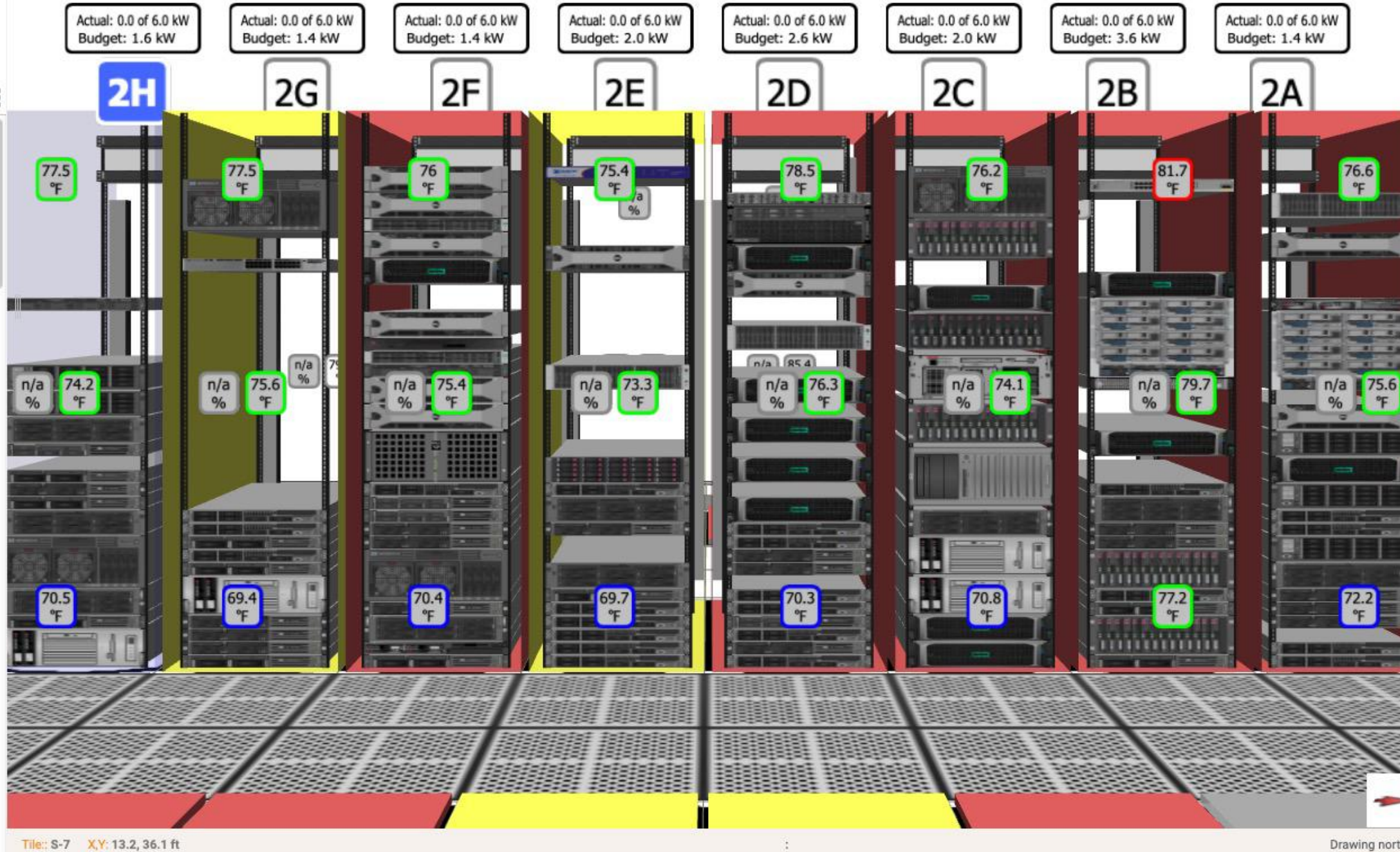
Reports Legend and Data



Edit Threshold

Get Reading Updated: 08/29/2019 at 01:51:48 PM

Cabinet	Used RUs	Budgeted kW	Front (°F)
LARRY	5	0	N/A
1A	35	1.7	77.7
1B	41	1.9	80.7
1C	38	1.3	72.2
1D	41	0.4	70.8
1E	41	0.7	80.9
1F	41	0.2	70.9
1G	34	1.5	70.4
1H	40	0.2	71
2A	34	1.4	72.2
2B	30	3.6	81.7
2C	40	2	70.8
2D	32	2.6	70.3
2E	23	2	69.7
2F	40	1.4	70.4
2G	21	1.4	69.4
2H	27	1.6	70.5
3A	29	1.2	70.2
5M-TEST	13	0	N/A
3B	36	1.1	83.1
3C	19	2	82.5
3D	21	1.2	71.6



Tile: S-7 X,Y: 13.2, 36.1 ft

Drawing north:

Cabinet Elevation

2H

Back View

WIRE MANAGER 1U	42
2H1	41
WIRE MANAGER 1U	40
	39
	38
	37
	36
	35
	34
	33
	32
	31
	30
	29
HP SERVER DL360 U28	28
	27
	26
	25
	24
JAMES10	23
JAMES9	22
JAMES9	21
JAMES9	20
MPTXL01	19
FMSPACE	18
FMSPACE	17
	16
KMIIS2	15
PORTAL-WAS02	14
PORTAL-WAS01	13
PORTAL-DOM01	12
PORTAL-DOM01	11
	10
PORTAL-DB201	9
PORTAL-DB201	8
	7
	6
NLNIX08	5
KMIIS1	4
KMIIS1	3
	2
WPS-NY01	1

- Data Centers** <<
-
- Card Reader - 40004403
 - Dry Contact 1 (Decommissioned)
 - Dry Contact 2 (Decommissioned)
 - Front Door**
 - On/Off 1
 - On/Off 3 (Decommissioned)
 - On/Off 4
 - On/Off 5
 - On/Off 6 (Decommissioned)
 - On/Off 7 (Decommissioned)
 - On/Off 8 (Decommissioned)
 - On/Off 9 (Decommissioned)
 - Powered Dry Contact 2
 - Rear Door
 - Rack A6
 - Rack A7
 - Rack A8
 - Servertech Room
 - UPS

Front Door Actions ▾

Door Control

Sensors and Door Status

Sensor Mappings		Available Sensors	
	Status		PDU
Door	<input type="text" value="Door Status"/> <input type="checkbox"/> Open	<input type="text" value="On/Off 1"/>	192.168.46.214
Handle	<input type="text" value="Handle Status"/> <input type="checkbox"/> Closed	<input type="text" value="On/Off 4"/>	192.168.46.214
Lock	<input type="text" value="Electronic lock"/> <input type="checkbox"/> Locked	<input type="text" value="On/Off 5"/>	192.168.46.214
		<input type="text" value="Powered Dry Contact 2"/>	192.168.46.214

Door

Name:

External Key:
An external key is a unique identifier of this object that is used when importing and exporting enterprise relationships through a CSV file.

Override Relock Timer: seconds. 0 is disabled.
Default: 5 seconds

Placement: [Manage door placements](#)



Sunbird | PowerIQ®

Dashboards | Data Centers | Events | **PDU's** | PUE | Devices | Analytics | Reports | Settings

Scheduling Tasks

<input type="checkbox"/>	Device Group	Owner	Action	Active	Once	Days	Date	Time
<input type="checkbox"/>	Motorola Walkie Talkies	System Administrator	OFF	true	false	MON,THU,SUN,TUE,F...		23:00 UTC
<input type="checkbox"/>	Motorola Walkie Talkies	System Administrator	ON	true	false	MON,THU,SUN,TUE,F...		23:30 UTC

Page 1 of 1 | Displaying 1-2 of 2

Sunbird | PowerIQ®

Dashboards | Data Centers | Events | PDU's | PUE | **Devices** | Analytics | Reports | Settings

Edit Device Group

Name:
 Owner: System Administrator
 Default Power On Delay (sec):

Devices in this Group

<input type="checkbox"/>	Name	Power-On Delay	Position
<input type="checkbox"/>	3400ME 103U34	1	1
<input type="checkbox"/>	3400ME 303U34	360	2
<input type="checkbox"/>	403B	60	3
<input type="checkbox"/>	404B	1000	4
<input type="checkbox"/>	5A-RU37-SWT	60	5
<input type="checkbox"/>	5B-RU37-SWT	60	6
<input type="checkbox"/>	5C-RU37-SWT	720	7

Page 1 of 1 | 25 | Displaying devices 1-7 of 7

Sunbird | PowerIQ®

Dashboards | Data Centers | Events | **PDU's** | PUE | Devices | Analytics | Reports | Settings

Successfully created the Shutdown Command.

Shutdown Commands

<input type="checkbox"/>	Name	Device Count	Type	Login
<input type="checkbox"/>	Linux_Shutdown	0	SSH	Linux
<input type="checkbox"/>	Windows_Shutdown	0	NetRpc	Windows

Page 1 of 1 | Displaying Shutdown Commands 1-2 of 2

3D Visualization of Assets & Capacity



“Now that we can see our floorspace in 3D, we can easily maximize that space. Our old system didn’t keep track of all the network devices, switches, firewalls, cable managers, and things like that. With Sunbird, we see it all.”

Robert Perkins | Manager of Networks and Infrastructure Engineering
MacStadium

Customer

MacStadium is an IaaS company that is trusted by Apple and iOS developers, mobile testing teams, and DevOps engineers at thousands of companies around the world.

Situation

The rapid expansion of MacStadium’s international operations drove the need for a robust DCIM software that would allow the company to remotely monitor all of the physical assets and floor and rack space in its data centers.

Solution

Sunbird’s well-rounded and easy-to-use DCIM software provides MacStadium with end-to-end visibility and insight into all of its data centers’ physical layout, equipment, and performance in real-time.



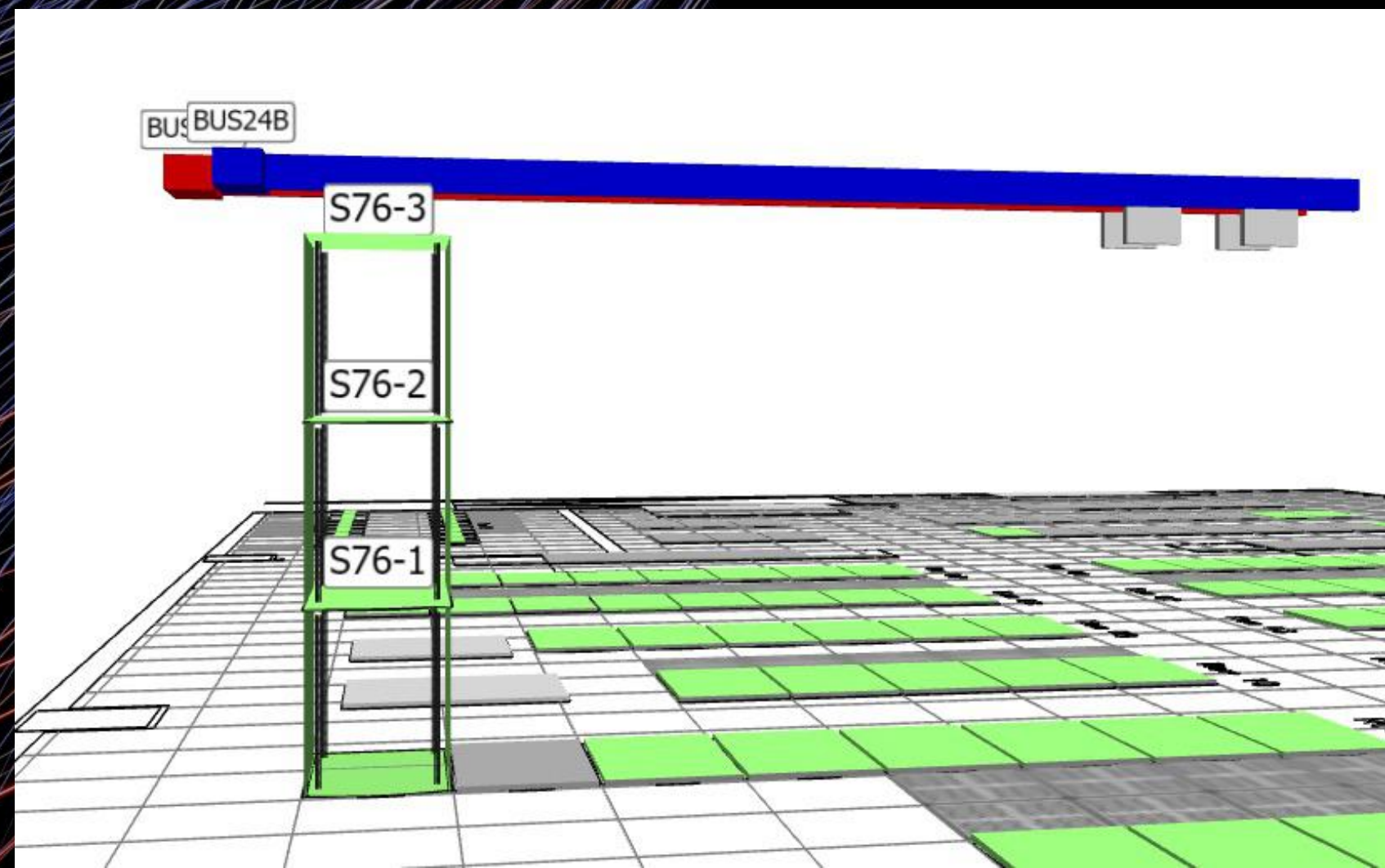

MacStadium's infrastructure includes:
6ft-wide racks with 24 Mac Minis per shelf

MINI 9



MINI 9

Back View



Intelligent Capacity Search: find the optimal cabinet

Search Criteria

- ★ Make: Dell
- ★ Model: PowerEdge R640
- ★ RU Height: 1
- ★ Quantity per Cabinet: 2



Front Image Back Image

Cabinet Criteria

Data Connectivity Criteria (10 ports)

Port Name	Connect	Connector	Media
Eth01	To Data Panel	RJ45	Twistec
Eth02	To Data Panel	RJ45	Twistec
Eth03	To Data Panel	RJ45	Twistec
Eth04	To Data Panel	RJ45	Twistec
iDRAC01	To Data Panel	RJ45	Twistec
Serial01	Don't Connect	DB9 Male	Twistec

Power Connectivity Criteria (4 ports)

Quantity: 2 **At** N+1

★ Nameplate Watts: 1600 Nameplate %: 60

★ Budget Watts: 960

★ Phase: Single Phase (3-Wire)

★ Volts: 120~240

★ Connector: IEC-320-C14

Port Name	Connect	Color
PS1	To Rack PDU	

Search for Cabinet

Reset


Reserve All

Place All

Search Results --- You may use Ctrl or Shift key to select multiple Cabinets to place 2 items in each

Location	Cabinet Name	Temperature (Max)	Used Watts (M)	Free Watts (B)	U Position	Available RUs	Contiguous RUs	Group	Type	Fun
✓ SITE A	4C	80	0.00	7332	4,15	25	24	Storage	Cabinet	Serv
✓ SITE A	4D	82	0.00	4992	12,13	25	16	Storage	Cabinet	Serv
✓ SITE A	3E	78	0.00	6710	14,15	18	12	Storage	Cabinet	Serv
✓ SITE A	BK	82	0.00	7709	21,22	17	8	Storage	Rack	Net
✓ SITE A	4B	82	0.00	7272	7,21	16	15	Storage	Cabinet	Serv
✓ SITE A	6G	N/A	29803.15	19312	3,4	15	3	Storage		Serv
✓ SITE A	AD	N/A	0.00	4512	21,23	12	5	Network	Rack	Net
✓ SITE A	2D	77	0.00	5480	7,14	10	2	Mail	Cabinet	Serv
✓ SITE A	4E	80	0.00	9096	5,7	10	3	Storage	Cabinet	Serv
✓ SITE A	2A	75	0.00	7494	3,21	8	3	File	Cabinet	Serv
✓ SITE A	3F	82	0.00	6019	1,28	7	5	Storage	Cabinet	Serv
✓ SITE A	3B	82	0.00	5504	14,19	6	1	Database	Cabinet	Serv
✓ SITE A	6D	75	29665.39	11062	11,21	5	1	Storage	Cabinet	Serv
✓ SITE A	2C	75	0.00	5010	30,31	2	2	File	Cabinet	Serv
✓ SITE A	4A	N/A	0.00	9221	33,35	2	1	Storage	Cabinet	Serv

Cabinet Elevation



Found 15 of 106 potential cabinets

Stranded Power Capacity Management



“From an ROI perspective, it’s massive for us. We’re getting 40% more usage out of our facilities and power sources.”

Michael Piers | Senior Manager DCIM/Tools
Comcast

Customer

Comcast creates incredible technology and entertainment that connects millions of people to the moments and experiences that matter most. Comcast brands include Xfinity, NBCUniversal, Sky, Comcast Business, and more.

Situation

Comcast wanted to identify space and power resources that were not being leveraged to their full potential.

Solution

Sunbird’s comprehensive, easy-to-use DCIM software gives Comcast complete visibility into their data centers.

Auto Power Budget

- Patent Pending
- Collect and Store Massive Amount of iPDU Outlet Data
- Models Library Correlates Compute Devices to Outlet Data
- Provides Highly Accurate Power Budgets for Each Compute Device



Comcast Realizes 40% Increase in Power Capacity With APB


- Blade System
- Name Plate = 1,000 Watts
- Derated at 60% = 600 Watts
- Auto Power Budget = 360 Watts
- Increased Power Capacity = 40%



Comcast Plans to Use APB to Find & Remove Zombie Servers

- Blade System
- Name Plate = 1,000 Watts
- Derated at 60% = 600 Watts
- Auto Power Budget = 45 Watts
- Auto Power Budget – 4.5% of Name Plate
- 5% or less of Name Plate = Zombie

Zombie Servers Waste Space and Power



New Zombie Widget – Found 100 Zombie Devices in One Room

Adjusted Budget(W) ▾	Nameplate (W) ▾	Utilization ▾	Power Supplies ▾	Effective Power ▾	Make ▾	Model ▾	RU Height ▾	Weight ▾
> 5 AND <= 10...	> 5 AND <= 10..	> 5 AND <= 10...	abc OR abc*	> 5 AND <= 10...	abc CI	abc OR abc*	> 5 AND <= 1	> 5 AND
11	1200	0.92	2pN+1	11.00	HP	Proliant DL360 G7	1	40.00
0	400	0.00	2pN+1	0.00	Cisco S..	N9K-C92348GC-X	1	17.50
10	1200	0.83	2pN+1	10.00	HP	Proliant DL360 G7	1	40.00
34	1200	2.83	2pN+1	34.00	HP	Proliant DL360 G7	1	40.00
32	1200	2.67	2pN+1	32.00	HP	Proliant DL360 G7	1	40.00
14	1200	1.17	2pN+1	14.00	HP	Proliant DL360 G7	1	40.00
0	600	0.00	2pN+1	0.00	NetApp...	DS460C	4	247.00
0	600	0.00	2pN+1	0.00	NetApp...	DS460C	4	247.00
15	1200	1.25	2pN+1	15.00	HP	Proliant DL360 G7	1	40.00
14	1200	1.17	2pN+1	14.00	HP	Proliant DL360 G7	1	40.00
11	1200	0.92	2pN+1	11.00	HP	Proliant DL360 G7	1	40.00



Accurate Asset Tracking



“ With DCIM software we now have an up-to-minute picture of capacities in all our data centers in terms of power, space, networking and cooling. ”

Joseph Keena | Manager of Data Center Operations
UF Health Shands

Customer

UF Health Shands, affiliated with the University of Florida Health Science Center, is a premier health system that serves communities in the Southeast United States and employs 10,000-plus employees. UF Health Shands includes major teaching hospitals, specialty hospitals, a network of outpatient rehabilitation centers, home health agencies and emergency rooms (ER) — including one of the first pediatric ERs.

Also under the UF Health Shands umbrella are statedesignated Level I Trauma Centers and emergency air and ground transport programs.

Challenges

The UF Health Shands IT team not only wanted to deliver optimal services to users, it also wanted to efficiently use IT resources.

When the UF Health Shands IT team in Gainesville, Fla., became responsible for three additional data centers, the team began looking for new tools that would help answer what equipment was in each data center and exactly where every server, UPS, and device was located — and what was connected to what.

The old way of tracking IT assets, Excel spreadsheets and Visio floor plans, was not going to be flexible enough to support the added scope of multiple remote data centers — nor the ever-increasing demands on IT to support changes for a growing business. The IT team wanted a better and efficient way to track assets and capacity.




The IT team also was looking for solutions to help improve overall energy efficiency in the data centers. Sunbird’s dcTrack DCIM software for managing data center resources — IT assets, rack space, and energy used to power servers and cool the environment.

Solutions

Sunbird’s dcTrack DCIM software for managing data center resources — IT assets, rack space, and energy used to power servers and cool the environment.

Floor Map

SITE A



Current View: All Items

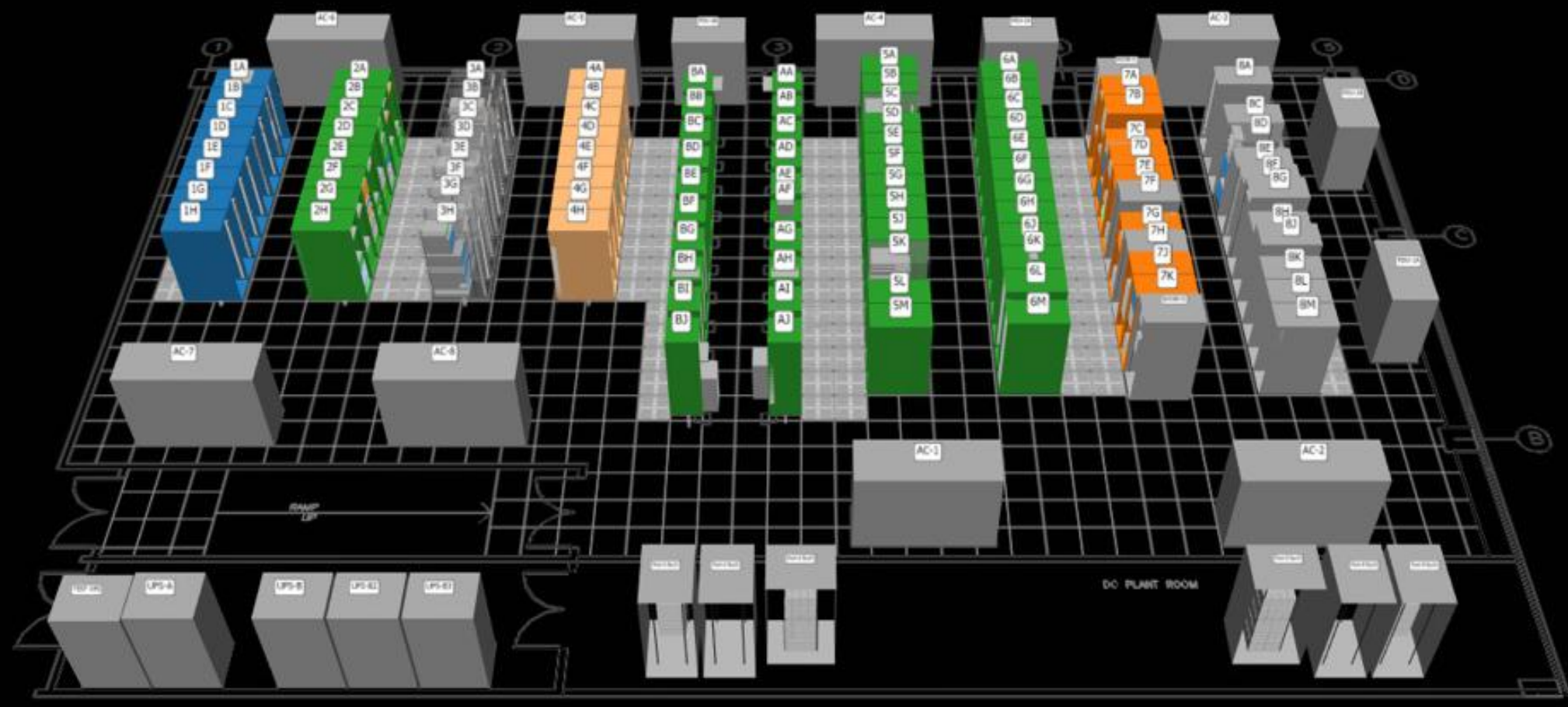
Item Field Customer Field Picks 6 checked Apply

Cabinet Elevation

Color Code List

- Accounting
- Human Resources
- Production
- Finance
- Marketing
- Sales

Item	Value	Color
030920-TEST	Accounting	Blue
10.34.0.101	Human Resources	Orange
10.34.0.102	Human Resources	Orange
10.34.0.115	Human Resources	Orange
1A	Accounting	Blue
1A1	Human Resources	Orange
1B	Accounting	Blue
1B1	Human Resources	Orange
1C	Accounting	Blue
1C1	Human Resources	Orange
1D	Accounting	Blue
1D1	Human Resources	Orange
1E	Accounting	Blue
1E1	Human Resources	Orange
1F	Accounting	Blue
1F1	Human Resources	Orange
1G	Accounting	Blue
1G1	Human Resources	Orange
1G3	Human Resources	Orange
1H	Accounting	Blue
1H1	Human Resources	Orange
2A	Production	Green
2A1	Human Resources	Orange
2B	Production	Green
2B1	Human Resources	Orange
2C	Production	Green
2C1	Human Resources	Orange
2D	Production	Green



Tile: FF-40 X,Y: 79.3, 62.9 ft

Drawing north: ↑

Parts Transactions

Export

Views

Current View: All Parts Rows: 1 - 250 of 307 Columns: 17

How to Search

ID	Make	Model	Part Number	Serial/Asset/Batch Number	Storage Location	Field	Action	Changed From	Changed To	Changed On	Changed By	Item name	Quantity	Reason
> 5 AND <= 10	abc OR xyz*	abc OR xyz*	abc OR xyz*	abc OR xyz*	Select...	abc OR xyz*	Select...	abc OR xyz*	abc OR xyz*	Select a date range...	abc OR xyz*	abc OR xyz*	> 5 AND <= 10	abc OR xyz*
127	Western Digital	DC SA210	6GB	SN-1190	SITE A	Count In Stock	Adjustment	1	0	08/29/2020	jamesc			
128	Intel	Xeon Processor	E3-1200		SITE A	Count In Stock	Create	0	50	08/29/2020	jamesc			
129	3Com	PCI Board	3C905-TX	SN-PCI1234	SITE A	Count In Stock	Create	0	1	08/29/2020	jamesc			
130	Intel	Xeon Processor	E3-1200		SITE A	Count In Use	Assign			08/29/2020	jamesc	JAMES PARTS	2	
131	Intel	Xeon Processor	E3-1200		SITE A	Count In Use	Adjustment	0	2	08/29/2020	jamesc			
132	Intel	Xeon Processor	E3-1200		SITE A	Count In Stock	Adjustment	50	48	08/29/2020	jamesc			
133	Kingston	FBA-KVR13S9K2	KVR13S9K2-16		SITE A	Count In Stock	Create	0	500	08/29/2020	jamesc			
134	Kingston	FBA-KVR13S9K2	KVR13S9K2-16	2	SITE A	Count In Stock	Create	0	500	08/29/2020	jamesc			
135	Micron	Crucial	CT16G4DFD8266		SITE A	Count In Stock	Create	0	1000	08/29/2020	jamesc			
136	Intel	Xeon Processor	E3-1200		SITE A	Count In Use	Assign			08/30/2020	jamesc	JAMES PARTS2	4	
137	Intel	Xeon Processor	E3-1200		SITE A	Count In Use	Adjustment	2	6	08/30/2020	jamesc			
138	Intel	Xeon Processor	E3-1200		SITE A	Count In Stock	Adjustment	48	44	08/30/2020	jamesc			
139	Western Digital	DC SA210	6GB	SN-1189	SITE A	Count In Use	Assign			08/30/2020	jamesc	JAMES PARTS2	1	
140	Western Digital	DC SA210	6GB	SN-1189	SITE A	Count In Use	Adjustment	0	1	08/30/2020	jamesc			
141	Western Digital	DC SA210	6GB	SN-1189	SITE A	Count In Stock	Adjustment	1	0	08/30/2020	jamesc			
142	Western Digital	DC SA210	6GB	SN-1188	SITE A	Count In Use	Assign			08/30/2020	jamesc	JAMES PARTS2	1	
143	Western Digital	DC SA210	6GB	SN-1188	SITE A	Count In Use	Adjustment	0	1	08/30/2020	jamesc			
144	Western Digital	DC SA210	6GB	SN-1188	SITE A	Count In Stock	Adjustment	1	0	08/30/2020	jamesc			
145	Western Digital	DC SA210	6GB	SN-1187	SITE A	Count In Use	Assign			08/30/2020	jamesc	JAMES PARTS2	1	
146	Western Digital	DC SA210	6GB	SN-1187	SITE A	Count In Use	Adjustment	0	1	08/30/2020	jamesc			
147	Western Digital	DC SA210	6GB	SN-1187	SITE A	Count In Stock	Adjustment	1	0	08/30/2020	jamesc			
148	Western Digital	DC SA210	6GB	SN-1184	SITE A	Count In Use	Assign			08/30/2020	jamesc	JAMES PARTS2	1	
149	Western Digital	DC SA210	6GB	SN-1184	SITE A	Count In Use	Adjustment	0	1	08/30/2020	jamesc			
150	Western Digital	DC SA210	6GB	SN-1184	SITE A	Count In Stock	Adjustment	1	0	08/30/2020	jamesc			
151	Samsung	DDR4	32GBDDR4		SITE A	Count In Stock	Create	0	500	08/30/2020	jamesc			
152	Western Digital	DC SA210	6GB	SN-1113	SITE A	Count In Stock	Delete	1	0	08/30/2020	jamesc			
153	Western Digital	DC SA210	6GB	SN-1114	SITE A	Count In Stock	Delete	1	0	08/30/2020	jamesc			



Thank You!